

DMI Polycarbonate Translucent Ridge Cap

Polycarbonate ridge cap is installed the ridge or peak of building roofs in place of a standard metal ridge cap trim. Polycarbonate panels allow architects and building owners to take advantage of one of Mother Natures best free resources, daylight. Polycarbonate panels are strong and durable, with up to 200 times the strength of traditional glass. DMI distributors offer polycarbonate translucent ridge caps in two thicknesses to complement popular corrugated metal or polycarbonate roofing panel profiles.

Popular applications include:

Metal Building ridge cap, shed building ridge cap, portable building ridge cap, greenhouse ridge cap, hip cap or valley.

UV protected:

What is special about the product Direct Metals, Inc. offers?

They are Made in the U.S.A. and have co-extruded UV protection that provides protection throughout the panel. This process is different than some competitors products that use a spray on top coating that can be diminished by weathering.

10/10 Warranty:

10 Year light transmission and 10 year hail limited commercial warranty is available to the original purchaser. The warranty warrants that the product shall not lose more than 10% of its light transmitting capacity for a period of 10 years. The hail breakage warranty warrants the product shall not break due to excessive loss of impact strength as a direct and exclusive result of hail. Warranty must be registered at warranty@directmetalsinc.com

DMI 1.0 mm Translucent Polycarbonate Ridge Cap

Strong and easy to install the 1.0mm cap are up the task of letting light through but not the rain. The 1.0mm cap is an American Made .039" thick polycarbonate sheet bent to a strong profile designed to shed water and snow with a 10/10 yr warranty with premium UV protection. Commonly available in clear, opal white and bronze colors.

DMI 2.0 mm MEGA Translucent Polycarbonate Ridge Cap

The Mega is the stronger and thicker big brother to our standard polycarbonate ridge cap offerings. The 2.0mm Mega Cap is twice as thick as our standard allowing this cap to span ridge openings without the extra use of a centerline brace. The 2.0mm Mega Cap is a popular complement to our Mega 1.5mm polycarbonate translucent panels and is suggested for areas subject to high wind or snow loads.

Accessories:


Fasteners, sealants, ventilation and closures are available to complement many applications with these ridge cap panels. These specific fasteners & accessories have been tested for compatibility and are required to keep the warranty intact.

In stock and ready to ship:

DMI has the flexibility to offer many choices in daylighting options including corrugated polycarbonate panels. We have the flexibility to ship small 10 piece orders up to 500 piece orders.



1.0mm Clear, Opal White, or Bronze	Overall Width	Net Coverage	Length
PC Ridge Cap	24"	23" x 10'	10'6"



2.0mm Clear	Overall Width	Net Coverage	Length
PC Ridge Cap	24"	23" x 10'	10'6"



Accessories	Part#
1-1/2" 304SS Wood Screw	DMIREPL14150SSA
2-1/2" 304SS Wood Screw	DMIREPL14250SSA
1-1/2" 304SS Steel Screw	DMIREPL14150SSB
1-1/2" 304SS Steel Screw	DMIREPL14250SSB
304SS Grommet Seal Stitch	DMI210F100NWESN
Butyl*Roll 3/32 x 1/2" x 45'	DMBT3321245



To find a distributor call 855-800-8878 or visit www.directmetalsinc.com

DMI Polycarbonate Ridge cap Installation Guide



The following installation points are required in order to ensure proper installation.

Figure 1

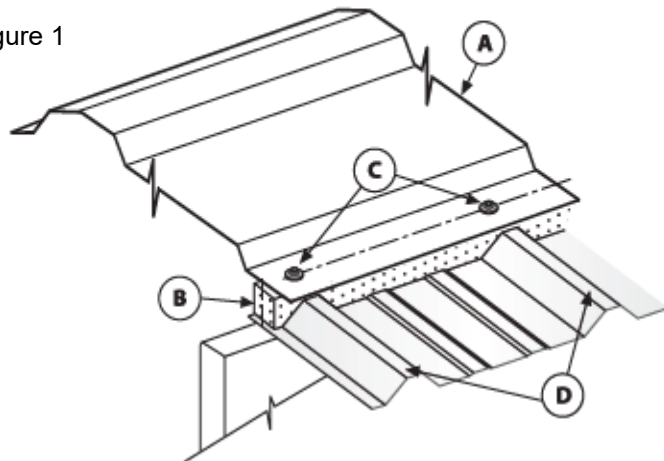
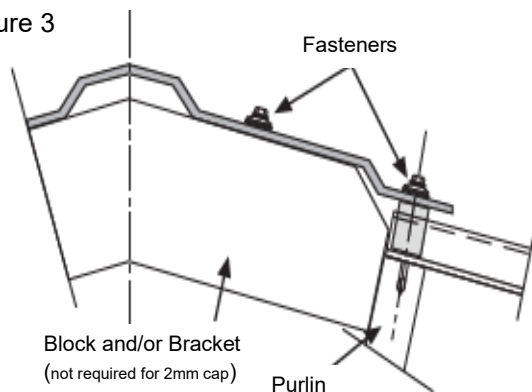


Figure 2

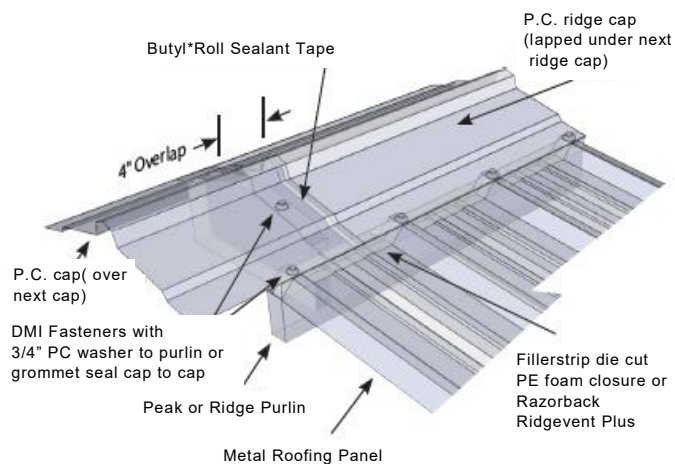


Figure 3



Ridge Cap Overlap Illustration

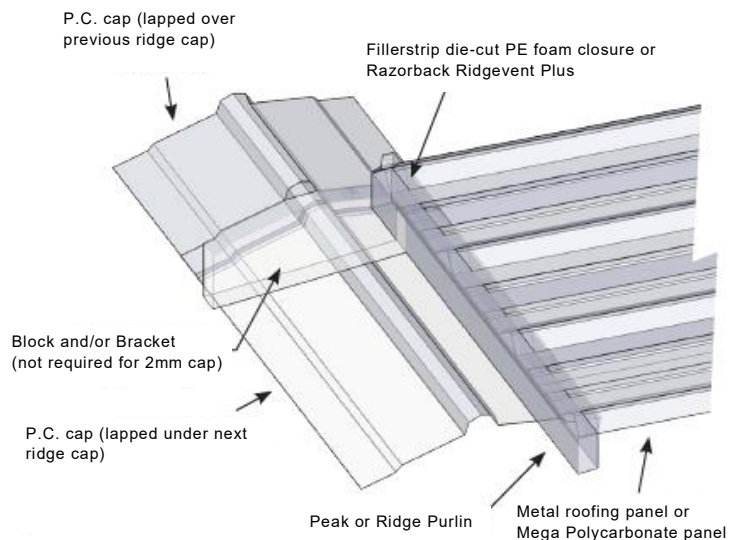
(Figure 4)



Ridge Cap Block Illustration

(not required for 2.0mm thick cap)

(Figure 5)



Installation tips and guidelines:

1. All fastener sites in the ridge cap must be pre-drilled to a diameter at least 1/16" larger than the fastener diameter to account for thermal movement. (use a 3/8" drill bit to pre-drill PC for DMI fasteners)
2. Fasteners should be installed at least one inch from the edge of the ridge cap. Installing a fastener too close to the edge may cause the material to eventually tear.
3. Ridge cap sections should overlapped by at least 4 inches (Figure 4. It is recommended that this overlap be sealed with 1/2" DMI Butyl*Roll Butyl Tape and SS grommet seal for cap to cap lap)
4. Increase pitch of cap for snow bearing areas.
5. Check our compatibility list before using any sealants or chemicals on our polycarbonate products.

To find a distributor call 855-800-8878 or visit www.directmetalsinc.com