

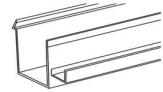
Sliding Door Accessories	Part#
Single Door Stop WT W/GRail	DMIW68
Chain Snagger	DMIW900
Center Latch	DMIW610
Door Binder/Stop	DMIW540
Adj Door Guide/Stop White	DMIW545
Center Guide/Stop	DMIW520
Jamb Mount Door Stop	DMIW560
Door Binder	DMIW540
Adjustable Door Binder White	DMIW545
Door Pull White	DMIW503W
Jamb Latch 7" w/snugger	DMIW600
Guide Rail Bracket	DMIW60

3-1/2" Sliding Door Systems available on request please ask your salesperson for details.

1-1/2" Sliding Door Systems

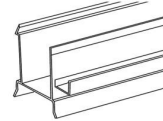
DMIW1001 White Aluminum Quick Frame - Made in the U.S.A.

Lumber fit for standard 2 x 4 or 2 x 6 and provides smooth, safe sides for door openings. Packaged in pieces, bundled per order, available in 8, 10, 12, 14, and 16' lengths.



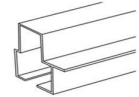
DMIW1002 White Aluminum H Frame - Made in the U.S.A. -

Designed for use with bi-parting doors, provides concealed mating between units covering both door edges. Packaged in pieces, bundled per order, available in 8, 10, 12, 14, & 16' lengths



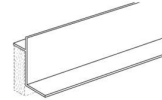
DMIW1003 White Aluminum Bottom Rail - Made in the U.S.A.

Mounts to bottom of door and accepts the #64 rail guide to firmly anchor and guide door along building during operation. Available in 8, 10, 12, 14, 16, 18, and 20' lengths.



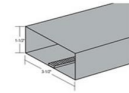
DMIW1005 White Aluminum Bottom Rail - Made in the U.S.A.

Mounts on face of wood bottom rail and provides a smooth surface for a stay roller. Available in 8, 10, 12, 14, 16, 18, and 20'



DMIW2004 Galvanized Steel Girt - Made in the U.S.A.

20 ga Galvanized steel (1-1/2" x 3-1/2" lock seam tube). Can be used in place of wood horizontal girts to eliminate warping, bowing, and cracking of door panels. Special order 6' up to 20'



TO FIND A DISTRIBUTOR CALL 855-800-8878

WWW.DIRECTMETALSINC.COM

PG 33