



POST FRAME CONSTRUCTION BUILDING PRODUCTS AND FASTENER CATALOG 01/01/12



Metal Roofing Fasteners and Accessories for exposed fastener and concealed fastener panels. Products for residential and commercial metal roofing.



Steel Building fasteners and components for steel frame building construction.



Post Frame Construction fasteners and components for wood frame building construction. Products for agricultural and commercial post frame buildings.



Commercial and Flat Roofing fasteners and accessories for industrial, residential and commercial flat roofing. Products for built up roofing and tapered roofing systems.



Shingle and Tile Roofing fasteners and accessories for asphalt shingle and clay/concrete and shake tile roofing.



Interior /Exterior Construction fasteners and accessories for general construction. Fasteners for sheetrock, steel framing, exterior siding, masonry construction, decking, flooring and more.



HVAC, Electrical and Plumbing fasteners and components for air conditioning duct manufacturing and installation, hanging electrical and plumbing fixtures, pipe flashings, and radiant flooring.



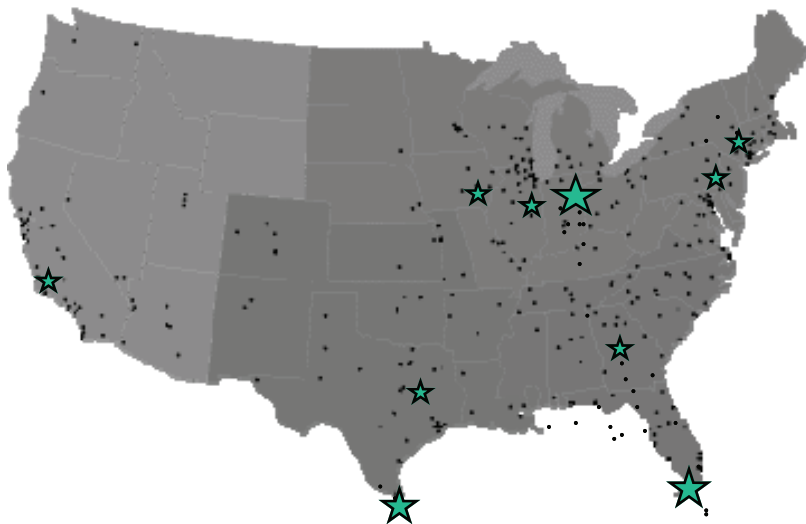
Miscellaneous multi-use building components and fasteners for residential, commercial, agricultural, industrial and manufactured buildings and shelters.



Order entry or product inquiries:
Toll Free Phone: 855-800-8878
Toll Free Fax: 855-800-8877
Website: www.directmetalsinc.com

Thank you for downloading the 2012 Direct Metals, Inc. guide to post frame building products. The following pages provide descriptions, images and information on our wide variety of Fasteners, Sealants, Ridge vents, Insulation, Doors, Track, Windows and much more.

Direct Metals, Inc. has over 30 years experience in bringing the best accessories and fasteners for new construction and retrofit to market. We are a favorite source for wholesale and retail suppliers of building products as well as many OEM building and metal roofing panel manufacturers. Direct Metals, Inc. has approved and tested products that are designed to offer the best mix of quality and cost with an emphasis on American Made and Buy American Plan products.



Corporate address / Southeast Main Service Center:
Direct Metals, Inc.
17600 East Street
N. Ft Myers, FL 33917
Phone: 239-599-8527
Fax: 239-599-8545
Manager Email: andrew@directmetalsinc.com

Midwest/Northeast Main Service Center:
Direct Metals of Indiana
1800 Jim Neu Drive, Suite 2
Plymouth, IN 46563
Phone: 574-935-3644
Fax: 574-935-3643
Manager Email: hal@directmetalsinc.com

We are proud to have over 1000 distributors across the United States of America. These distributors are serviced through our warehousing locations strategically placed to offer fast service and low shipping cost on our quality products.

Our product mix is comprised of tested materials that have proven themselves over time to stand up to harsh climates and return excellent value for your money. We are dedicated to providing fasteners and accessories that are easy to install and that will extend the life of your building, roof, or structure.

Thank you for supporting our distributors and asking your current suppliers if they provide Direct Metals, Inc. products. Please feel free to contact our office to find a distributor in your area. Feel free to call our main office if you have any questions or need you need help choosing the right products for your job.

Direct Metals, Inc. sells materials to distributors and manufacturers only. Sorry, we do not sell directly to contractors, homeowners, or installers; however we can assist you in finding the right product and distributor.

DMI rFoil REFLECTIVE BUBBLE FOIL INSULATION ROLLS

Designed for pre-engineered steel buildings, post frame construction/ pole barns, agricultural buildings, residential and commercial metal roofs, mini storage facilities and livestock confinement. rFoil is specifically designed to control heat gain or loss and prevent interior condensation in all types of metal and metal-clad buildings. rFoil is a reflective foil air cellular insulation that is safe and easy to use thermal insulating material that provides cost effective, high efficiency performance for a wide range of applications.

Benefits include:

Convenient roll sizes, cost efficient, easy to install, Reflects 97% of radiant energy, Class A/Class 1 fire rating. Great vapor barrier, inhibits dew point condensation problems, does not promote nesting of insects or rodents. Does not compress, collapse or disintegrate due to moisture. R-Value stays consistent over time allowing design criteria to remain intact for the life of the building, and is extensively tested in a variety of applications.



What is special about rFoil from Direct Metals, Inc. versus competing products.

rFoil is manufactured in North America, and is RIMA certified for quality and performance.

rFoil is Class A / Class 1 fire rated based on the most current standards in the industry.

rFoil foil/white has a UV resistant coating to protect against de-lamination associated with competitors products.

rFoil offers an exclusive 10 year warranty that covers labor on our 261 and 262 series product.

Our staple tab edge product offers a full with plus the tab, to keep roll spacing on purlins, saving time and money.

About R-Values and Bubble foil insulation:

Bubble foil is one of the few insulating materials that is not affected by humidity and consequently, has an insulating value that remains unchanged from the "bone dry" state to very high humidity conditions. The R value of competitors mass type / blanket insulation can be reduced by over 35% with only a small moisture content (from advertised R-13 to R -8.3) R values of bubble foil insulation vary depending on application. Double Bubble Foil/Foil ranges from Horizontal value of R 8.5 to heat flow down value of R-15.2. Double bubble foil/white ranges from Horizontal value of R-6.6 to heat flow down value of R-15.2. A typical post frame or steel building using rFoil single bubble foil/white can expect a constant R-value in the range of R-10.

DMI rFOIL 251SERIES SINGLE BUBBLE FOIL/WHITE INSULATION

Single bubble layer, reflective one side, white poly facing on the other. Contains UV inhibitors for extended durability. Class 1/Class A fire rating, tested to the latest ASTM E-84-08...C2599 mounting standard. The 251 series is our most popular rFoil insulation roll and offers the greatest value for your money. Available with Square edge (2510 series), 1 staple tab edge (2511 series), 2 staple tab (2512 series), and quick seam tape edge that eliminates need for seam tape after installation (2513 series).



| Available Sizes | Part# |
|---------------------|-------------|
| 4' x 125' SQ Edge | DR251048125 |
| 6' x 125' SQ Edge | DR251072125 |
| 4' x 125' 1 Tab | DR251148125 |
| 6' x 125' 1 Tab | DR251172125 |
| 4' x 125' 2 Tab | DR251248125 |
| 6' x 125' 2 Tab | DR251272125 |
| 4' x 125' QuickSeam | DR251348125 |
| 6' x 125' QuickSeam | DR251372125 |

DMI rFOIL 252SERIES DOUBLE BUBBLE FOIL/WHITE INSULATION

Double bubble layer, reflective one side, white poly facing on the other. Contains UV inhibitors for extended durability. Class 1/Class A fire rating, tested to the latest ASTM E-84-08...C2599 mounting standard.

Available with Square edge (2520 series), 1 staple tab edge (2521 series), 2 staple tab (2522 series), and quick seam tape edge that eliminates need for seam tape after installation (2523 series).

96" wide rolls available by special order, min 30 rolls.



| Available Sizes | Part# |
|---------------------|-------------|
| 4' x 125' SQ Edge | DR252048125 |
| 6' x 125' SQ Edge | DR252072125 |
| 4' x 125' 1 Tab | DR252148125 |
| 6' x 125' 1 Tab | DR252172125 |
| 4' x 125' 2 Tab | DR252248125 |
| 6' x 125' 2 Tab | DR252272125 |
| 4' x 125' QuickSeam | DR252348125 |
| 6' x 125' QuickSeam | DR252372125 |

DMI rFOIL 261SERIES SINGLE BUBBLE FOIL/WHITE INSULATION

Upgrade to a 10 year labor warranty against UV degradation (up to \$ 0.75 / sq ft) for a minimal up-charge. rFoil 261 has the same attributes as our 251 series insulation rolls including UV inhibitors and anti-oxidants for extended durability. Single bubble layer, reflective one side, white poly facing on the other. Class 1/Class A fire rating, tested to the latest ASTM E-84-08...C2599 mounting standard. Available with Square edge (2610 series), 1 staple tab edge (2611 series), 2 staple tab (2612 series), and quick seam tape edge that eliminates need for seam tape after installation (2613 series).



| Available Sizes | Part# |
|---------------------|-------------|
| 4' x 125' SQ Edge | DR261048125 |
| 6' x 125' SQ Edge | DR261072125 |
| 4' x 125' 1 Tab | DR261148125 |
| 6' x 125' 1 Tab | DR261172125 |
| 4' x 125' 2 Tab | DR261248125 |
| 6' x 125' 2 Tab | DR261272125 |
| 4' x 125' QuickSeam | DR261348125 |
| 6' x 125' QuickSeam | DR261372125 |

DMI rFOIL262SERIES DOUBLE BUBBLE FOIL/WHITE INSULATION

Upgrade to a 10 year labor warranty against UV degradation (up to \$ 0.75 / sq ft) for a minimal up-charge. rFoil 261 has the same attributes as our 261 series insulation rolls including UV inhibitors and anti-oxidants for extended durability. Double bubble layer, reflective one side, white poly facing on the other. Class 1/Class A fire rating, tested to the latest ASTM E-84-08...C2599 mounting standard. Available with Square edge (2620 series), 1 staple tab edge (2621 series), 2 staple tab (2622 series), and quick seam tape edge that eliminates need for seam tape after installation (2623 series). 96" wide rolls available by special order, min 30 rolls.



| Available Sizes | Part# |
|---------------------|-------------|
| 4' x 125' SQ Edge | DR262048125 |
| 6' x 125' SQ Edge | DR262072125 |
| 4' x 125' 1 Tab | DR262148125 |
| 6' x 125' 1 Tab | DR262172125 |
| 4' x 125' 2 Tab | DR262248125 |
| 6' x 125' 2 Tab | DR262272125 |
| 4' x 125' QuickSeam | DR262348125 |
| 6' x 125' QuickSeam | DR262372125 |

DMI rFOIL 221 SERIES SINGLE BUBBLE DOUBLE FOIL INSULATION

Single bubble layer, with metalized reflective facing on both sides. Class 1/Class A fire rating, tested to the latest ASTM E-84-08...C2599 mounting standard. Available with Square edge (2210 series), 1 staple tab edge (2211 series), 2 staple tab (2212 series), and quick seam tape edge that eliminates need for seam tape after installation (2213 series).



| Available Sizes | Part# |
|---------------------|-------------|
| 4' x 125' SQ Edge | DR221048125 |
| 6' x 125' SQ Edge | DR221072125 |
| 4' x 125' 1 Tab | DR221148125 |
| 6' x 125' 1 Tab | DR221172125 |
| 4' x 125' 2 Tab | DR221248125 |
| 6' x 125' 2 Tab | DR221272125 |
| 4' x 125' QuickSeam | DR221348125 |
| 6' x 125' QuickSeam | DR221372125 |

DMI rFOIL222 SERIES DOUBLE BUBBLE DOUBLE FOIL INSULATION

Double bubble layer, with metalized reflective facing on both sides. Class 1/Class A fire rating, tested to the latest ASTM E-84-08...C2599 mounting standard. Available with Square edge (2220 series), 1 staple tab edge (2221 series), 2 staple tab (2222 series), and quick seam tape edge that eliminates need for seam tape after installation (2223 series). 96" wide rolls available by special order, min 30 rolls.



| Available Sizes | Part# |
|---------------------|-------------|
| 4' x 125' SQ Edge | DR222048125 |
| 6' x 125' SQ Edge | DR222072125 |
| 4' x 125' 1 Tab | DR222148125 |
| 6' x 125' 1 Tab | DR222172125 |
| 4' x 125' 2 Tab | DR222248125 |
| 6' x 125' 2 Tab | DR222272125 |
| 4' x 125' QuickSeam | DR222348125 |
| 6' x 125' QuickSeam | DR222372125 |

DMI rFOIL RETAIL ROLLS SINGLE BUBBLE DOUBLE FOIL INSULATION ROLL

Our standard rFoil reflective insulation rolls in retail roll sizes and packaging. Individually shrink wrapped and bar coded. Popular stock item for hardware stores, home centers, and retail lumber yards. Single bubble layer, with metalized reflective facing on both sides. Class 1/Class A fire rating, tested to the latest ASTM E-84-08...C2599 mounting standard.



| Available Sizes | Part# |
|-------------------|-------------|
| 16" x 50' SQ Edge | DR221016050 |
| 24" x 50' SQ Edge | DR221021050 |
| 48" x 50' SQ Edge | DR221048050 |

Special order allow up to two weeks for delivery.

DMI rFOIL RETAIL ROLLS DOUBLE BUBBLE DOUBLE FOIL INSULATION ROLL

Our standard rFoil reflective insulation rolls in retail roll sizes and packaging. Individually shrink wrapped and bar coded. Popular stock item for hardware stores, home centers, and retail lumber yards. Double bubble layer, with metalized reflective facing on both sides. Class 1/Class A fire rating, tested to the latest ASTM E-84-08...C2599 mounting standard.



| Available Sizes | Part# |
|-------------------|-------------|
| 16" x 50' SQ Edge | DR222216050 |
| 24" x 50' SQ Edge | DR222221050 |
| 48" x 50' SQ Edge | DR222248050 |

Special order allow up to two weeks for delivery.

DMI FOIL INSULATION AND RADIANT BARRIER SEAM TAPES

Reflective Metallized foil tape for seam edges on foil faced 2210 2220 series, rFoil retail rolls, Underpad and other foil products. HVAC Metallized tape is required for all duct wrap applications and is UL181 printed and dated along the full length. White poly tape matches our rFoil white facings and is suggested for seaming of 251, 252, 261 and 262 insulation rolls. Aluminum foil tape with kraft paper liner is used on a full array of metalized and aluminum faced insulation products as seam tape. Double sided clear tape is available for foil to steel purlin application.



| Available Sizes | Part# |
|---------------------------|----------|
| Metalized 2" x 150' | DR15012 |
| Metalized 3" x 150' | DR15013 |
| HVAC M 2" x 150' | DR15112 |
| HVAC M 3" x 150' | DR15113 |
| White Poly2" x 150' | DR15852 |
| White Poly3" x 150' | DR15852 |
| Alumw/kraft2"x150' | DR15552 |
| Alumw/kraft3"x150' | DR15553 |
| Double Sided 2"x75' Clear | DRITC222 |





RAZORBACK RIDGEVENT

Long life universal ridge vent rolls for metal roofing panels.
Quick and easy installation directly to ridge cap with peel back adhesive.
Standard Razorback will fit most panels with 1/2" to 1 1/4" tall ribs.
Made in the U.S.A. and code approved for use on metal panels.

- Stock one product to match many roof panel configurations
- Designed for any pitch from 2/12 to 20/12
- Pure polyurethane foam with vinyl coating, UV stabilized and fire retardant
- Tested to withstand 110 MPH wind driven rain.
- 40 year limited warranty
- Does not scratch painted metal surfaces
- Dust free material with convenient packaging and easy installation
- Glue strip for easy installation. * Low profile installed appearance
- Florida Building Code Approved FL# 4640-R1
- Exceeds Dade County requirement of TAS 100A


| Available Sizes | Qty/Box | Part# |
|-------------------|---------|--------------|
| 1-1/2" x 2" x 10' | 10 | DMIRB1122010 |
| 1-3/4" x 2" x 10' | 10 | DMIRB1342010 |
| 2" x 2" x 10' | 10 | DMIRB2002010 |



RAZORBACK RIDGEVENT FOR STANDING SEAM METAL ROOFING

Long life ridge vent rolls for standing seam metal roofing panels. Quick and easy installation with peel back adhesive. Standard convoluted Razorback Ridgevent will fit most 1" and 1-1/2" tall standing seam panels. For snaplock and mechanical lock panels of 1-3/4" and 2" height Direct Metals, Inc. offers a non convoluted version of Razorback Ridgevent in solid block form. Made in the U.S.A and code approved for use on metal panels.

| Available Sizes | Fits Panel | Part# |
|--------------------|-------------|-----------|
| 1-1/2" x 2" x 10' | 1" tall | DRB152010 |
| 1-3/4" x 2" x 10' | 1-1/2" tall | DRB172010 |
| 2" x 2" x 10' | 1-3/4" tall | DRB202010 |
| 2"-1/4" x 2" x 10' | 2" tall | DRB212010 |



Special installation instructions available for 1-1/2" through 2" tall panels.

PROFILEVENT™ RIDGEVENT FIT FOR METAL RFG

Ridge ventilation rolls precut to match panel profiles. Uv stabilized and fire retardant. Dade County product approved. Available in 50' long rolls (2 rolls per package), each package will cover 50' of running ridge cap. Specifically cut and designed for use with specific screw through and standing seam/concealed panel profiles. Ridgecap anchors suggested for use with this product on standing seam profiles. Now available in 3' long sticks to match 3/4" rib profile upon request.



| Available Sizes | Qty/Pkg | Part# |
|---------------------|---------|-------------|
| 5V Crimp | 100Inft | DMI2T1282PV |
| R/PBR | 100Inft | DMI2T0679PV |
| 3/4" RIB | 100Inft | DMI2T0900PV |
| 2.67CORR x 7/8" | 100Inft | DMI2T0120PV |
| 1" Snaploc SS 12"OC | 100Inft | DMI2T1564PV |
| 1" Snaploc SS 16"OC | 100Inft | DMI2T1564PV |
| 1-1/2" SL SS 12" OC | 100Inft | |
| 1-1/2" SL SS 16" OC | 100Inft | |
| 1-3/4" SL SS 12" OC | 100Inft | |
| 1-3/4" SL SS 16" OC | 100Inft | |

Many other profiles available.

PROFILEVENT™ ANCHOR CLIP AND RAZORBACK RIDGE CLIP

ProfileVent anchor clip is designed to be used with ProfileVent in high wind areas and on panels with major ribs 16" on center or greater. Eliminates for cutting of Zee for installation of ridge cap. Painted black for corrosion protection.

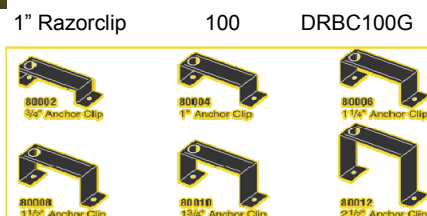


Testing observations ProfileVent Anchor Clip:

- No lifting of the ridge cap up to 115 mph
- No fastener pull out or loosening
- The ridge cap remained in contact with ventilation system

Razorback Ridgeclip is constructed of true 18 ga G90 galvanized steel. Designed for installation of ridge cap over Razorback Ridgevent with 1" tall snap lock and nail strip type standing seam / concealed panel metal roofing. Provides a strong base to install ridge cap to eliminating the need for Zee metal at the ridgeline. Made in the U.S.A.

| Available Sizes | Qty/Box | Part# |
|-----------------|---------|-------------|
| 3/4" tall | 100 | DMI2PV80002 |
| 1" tall | 100 | DMI2PV80004 |
| 1-1/4" tall | 100 | DMI2PV80006 |
| 1-1/2" tall | 100 | DMI2PV80008 |
| 1-3/4" tall | 100 | DMI2PV80010 |
| 2-1/2" tall | 100 | DMI2PV80012 |





CLOSURE ROLLS & STRIPS FOR METAL ROOFING

DIRECT*SEAL LONG LIFE UNIVERSAL CLOSURE ROLLS

Universal closure rolls designed to seal gaps in metal roofing, window and door installation. When compressed Direct*Seal will become a water, pest, wind, and dust barrier in valley, hip and other panel to panel or panel to trip applications. Also used to close in gaps around windows and doors to help increase the energy efficiency of your building. Direct*Seal has a 40 yr warranty against UV degradation. Direct*Seal is not an asphalt based product and will not seep or leak out fluid. Direct*Seal will not scratch your panel finish. Direct*Seal has an easy peel adhesive strip for an easy and quick installation. Each roll is individually wrapped.

| Available Sizes | Qty/Box | Part# |
|-----------------------|---------|-----------|
| 1" x 1" x 20' | 20 | DDS101020 |
| 1-1/2" x 1-1/2" X 20' | 10 | DDS151520 |
| 2" x 2" x 10' | 10 | DDS202010 |



MADE IN THE USA



A10 EXPANDING UNIVERSAL CLOSURE ROLLS


Expandable for sealing valley metal and hip applications. Many other applications to seal gaps between metal panels and trim/flashings. Ships in an compressed roll, expands to fill gaps between mechanically fixed panels and trim.



| Available Sizes | Qty/Box | Part# |
|-------------------|---------|-------------|
| 1" x 1" x 20' | 10 | DMI211012RC |
| 1" x 1-1/2" X 15' | 10 | DMI211015RC |

DIE CUT CLOSURE STRIPS

Die cut foam closure strips. Designed to fit popular profiles such as 3/4" rib, PBR panel, PBU panel and 5V Crimp metal roofing. Each piece is cut to fit specific panel profiles. Most closures are made to your panel width. Inside closures fit at the eve of the roof the seal the inside of the panel profile. Out closures fit at the ridge line between the outside of the panel and the ridge cap. Available with or without adhesive for an easy quick, and accurate installation. Flat block rectangular shaped closure strips available to fit standing seam metal roofing panels. Made in the U.S.A.



| Available Sizes | Qty/Box | Part# |
|-------------------------|---------|-------------|
| 5V inside w/adh | 100 | DMI2T1281XB |
| 5V outside w/adh | 100 | DMI2T1282YB |
| 5V inside no adh | 100 | DMI2T1281AB |
| 5V rib outside no adh | 100 | DMI2T1282AB |
| 3/4" rib inside w/adh | 100 | DMI2TO899XB |
| 3/4" rib outside w/adh | 100 | DMI2TO900YB |
| 3/4" rib inside no adh | 100 | DMI2TO899AB |
| 3/4" rib outside no adh | 100 | DMI2TO900AB |
| PBU inside no adh | 100 | DMI2TO909AB |
| PBU outside no adh | 100 | DMI2TO910AB |
| PBR inside w/adh | 100 | DMI2TO678XB |
| PBR outside w/adh | 100 | DMI2TO679YB |
| 1" x 1" x 40" no adh | 100 | DMI2T0003AB |
| 1" x 1-7/8" x 40" noadh | 50 | DMI2T114AB |


DMI FILLERSTRIP PREMIUM CLOSURE STRIPS

PE foam closure strips with UV inhibitors. Designed to fit popular profiles such as 3/4" rib, PBR panel, and 5V Crimp metal roofing. Each piece is cut to fit specific panel profiles. Fillerstrip closures are made to your panel width. Available with or without adhesive for an easy quick, and accurate installation. Made in the U.S.A. Special order minimums apply.

| Available Sizes | Qty/Box | Part# |
|-------------------------|---------|-----------|
| 3/4" rib inside w/adh | 100 | DCL3436IG |
| 3/4" rib outside w/adh | 100 | DCL3436OG |
| 3/4" rib inside no adh | 100 | DCL3436IN |
| 3/4" rib outside no adh | 100 | DCL3436ON |
| PBR inside w/adh | 100 | DCL1236IG |
| PBR outside w/adh | 100 | DCL1236OG |
| PBR inside no adh | 100 | DCL1236IN |
| PBR outside no adh | 100 | DCL1236ON |

R/PBR METAL RIDGE AND EVE CLOSURE

Closure strips designed to work in conjunction with our 7108 Permathane Sealant or butyl tape to provide a strong weather proof alternative to foam closure strips. Colors available to match your panel colors on request. This is product is F.O.B. FL location only. 10' long pieces
Inside - Part# DM0MRC10GI Outside - Part# DM0MRC10GO



ECONO RIDGE VENTS (10')

10' long ridge vents Steel 29 GA construction. Available only without dampers. 1-1/2" Throat 2" tall, 11-1/2" wide. Built to a 4/12 pitch. **180 sq inch net free area.** Available for order in many different colors. 2 week lead time, made to order. Typically used in continuous post frame construction runs. Ship from Indiana service center only F.O.B. Part# DM0V10180G

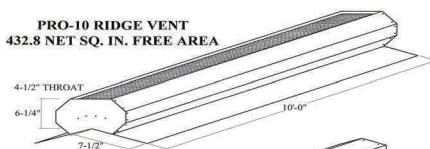
ECONO-10 RIDGE VENT
180 SQ. IN. FREE AREA



PRO-10 RIDGE VENTS (10')

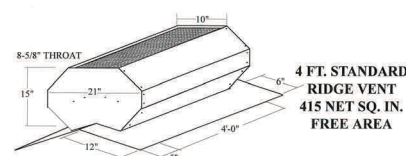
10' long ridge vents Steel 29 GA construction Available only without dampers 4-1/2" Throat 6-1/4" tall, 15" wide. Built to a 4/12 pitch. **432 sq inch net free area.** 2 per carton with splice collar and 2 flashings. 2 week lead time, made to order. Typically used in continuous post frame single run. Ship from Indiana service center only F.O.B. Part# DM0V10432G

PRO-10 RIDGE VENT
432.8 NET SQ. IN. FREE AREA



DMI 4' VENT AND 10' SUPERVENT RIDGE VENTS

4' long ridge vents Steel 26 GA construction Available only without dampers. 9" Throat 15" tall, 24" wide. Built to a 4/12 pitch. **415 sq inch net free area.** Available for order in white or galvalume. 2 week lead time, made to order. Typically used in steel buildings, hog buildings, horse riding arenas. Ship from Indiana service center only F.O.B. Part# DM0V40415G



DMI PIPE FLASHINGS FOR METAL ROOFING

Used to waterproof roof penetrations in metal roofing panels. Feature aluminum fastening ring with grooved sealant holding base. Extra thick E.P.D.M. rubber construction with UPC approval and 20 year warranty. Unique conical shape that provides 1" of rubber seal against the penetrating pipe. Standard gray to be used on mill finish metal roofing, also available in black. Temperature range up to constant 212 deg F.



| Size | Fits Pipes | Base | Qty/Box | Part# |
|------|-------------|--------------|---------|--------|
| Mini | 1/8" - 3/4" | Lightng rd30 | | DMLRRG |
| #1 | 1/4" - 2" | 4-1/2" | 15 | DM1RG |
| #2 | 1 1/4" - 3" | 6" | 15 | DM2RG |
| #3 | 1 1/4" - 4" | 8" | 15 | DM3RG |
| #4 | 3" - 6" | 10" | 10 | DM4RG |
| #5 | 4" - 7" | 11" | 10 | DM5RG |
| #6 | 5" - 9" | 12" | 10 | DM6RG |
| #7 | 6" - 11" | 14" | 10 | DM7RG |
| #8 | 7" - 13" | 17" | 5 | DM8RG |
| #9 | 10" - 18" | 25-3/8" | 2 | DM9RG |
| #11 | 15" - 24" | 55" x 35" | 1 | DM11SG |

Part #'s above are for standard gray color, to order black replace the G on the end of the part number with a B.

DMSM7108G Permathane™ sealant is suggested for installation.

DMI E.P.D.M. PIPE FLASHINGS FOR METAL ROOFING - LIGHT GREY

Used to waterproof roof penetrations in metal roofing panels. Feature aluminum fastening ring with grooved sealant holding base. Light grey color E.P.D.M. rubber construction with UPC approval and 20 year warranty. Light grey is offered for customer who wish to match the light gray color of #101, #201, and #301 Retrofit flashings. Temperature range up to constant 212 deg F. Available in round or square pyramid style base. Buy American Plan.




| Size | Fits Pipes | Base | Qty/Box | Part# |
|------|------------|------------|---------|---------|
| #3 | 1/4" - 4" | 8" | 10 | DML3GR |
| #3 | 1/4" - 4" | SQ 8" x 8" | 15 | DML3GS |
| #4 | 3" - 6" | 10" | 10 | DML4GR |
| #5 | 4" - 7" | 11" | 10 | DML5GR |
| #6 | 5" - 9" | 12" | 10 | DML6GR |
| #7 | 6" - 11" | 14" | 10 | DML7GR |
| #8 | 7" - 13" | 17" | 5 | DML8GR |
| #9 | 10" - 18" | 25-3/8" | 5 | DML9GR |
| #10 | 13" - 26" | SQUARE | 2 | DML10GS |

Part #'s above are for standard light grey round base for square pyramid style please replace the R on the end of the part # with a S.

DMI SQUARE BASE PIPE FLASHINGS

With square base and round cone shape inside that provides 1" of rubber contact with the penetrating pipe. Used to waterproof roof penetrations in metal roofing panels. Feature aluminum fastening ring with grooved sealant holding base. Extra thick E.P.D.M. rubber construction with UPC approval and 20 year warranty. Standard gray to be used on mill finish metal roofing, also available in black. Temperature range up to constant 212 deg F.




| Size | Fits Pipes | Base | Qty/Box | Part# |
|------|------------|-----------|---------|--------|
| #3 | 1/4" - 4" | 8" | 15 | DM3SG |
| #4 | 3" - 6" | 10" | 10 | DM4SG |
| #5 | 4" - 7" | 11" | 10 | DM5SG |
| #6 | 5" - 9" | 12" | 10 | DM6SG |
| #7 | 6" - 11" | 14" | 10 | DM7SG |
| #8 | 7" - 13" | 17" | 5 | DM8SG |
| #9 | 10" - 18" | 25-3/8" | 2 | DM9SG |
| #11 | 15" - 24" | 55" x 35" | 1 | DM11SG |

Part #'s above are for standard gray color, to order black replace the G on the end of the part number with a B.

DMI COLOR MATCH PIPE FLASHINGS

12 colors to choose from to match your metal roofing panel color closer than our standard grey pipe flashings. This is not a painted pipe flashing, the 20 year E.P.D.M. is manufactured in color.

Available in square pyramid style base only except for the copper color that is a round base. Temp range up to constant 212 deg F. #3 size that fits 1/4"-4" pipes is standard all other sizes are special order. Your color /non standard colors can be custom manufactured with a minimum of 500 pipe flashings. Buy American Plan.



| Size | Color | Qty/Box | Part# |
|------|--------------|---------|------------|
| #3 | WHITE | 15 | DMLSQ301WT |
| #3 | BRIGHT RED | 15 | DMLSQ301BR |
| #3 | GLOSS BLACK | 15 | DMLSQ301BA |
| #3 | FOREST GREEN | 15 | DMLSQ301DG |
| #3 | GALLERY BLUE | 15 | DMLSQ301DB |
| #3 | LIGHT GREEN | 15 | DMLSQ301LG |
| #3 | LIGHT BLUE | 15 | DMLSQ301LB |
| #3 | TERRACOTTA | 15 | DMLSQ301TC |
| #3 | TAN | 15 | DMLSQ301TN |
| #3 | BROWN | 15 | DMLSQ301BN |
| #3 | COPPER (RD) | 15 | DM9RD301CP |

New #802 retrofit pipe flashing now available in white high temp silicone to fit 2" - 7" conduit.

DMI HIGH TEMPERATURE PIPE FLASHINGS


Available in red silicone with a round base to handle temperature spikes of up to 500 deg F. Used to waterproof roof penetrations in extreme temperature metal roofing panel applications. Extra thick silicone construction with UPC approval and 20 year warranty. Temperature range up to constant 450 deg F.



| Size | Fits Pipes | Base | Qty/Box | Part# |
|------|------------|---------|---------|-------|
| #3 | 1/4" - 4" | 8" | 15 | DM3HT |
| #4 | 3" - 6" | 10" | 10 | DM4HT |
| #5 | 4" - 7" | 11" | 10 | DM5HT |
| #6 | 5" - 9" | 12" | 10 | DM6HT |
| #7 | 6" - 11" | 14" | 10 | DM7HT |
| #8 | 7" - 13" | 17" | 5 | DM8HT |
| #9 | 10" - 18" | 25-3/8" | 5 | DM9HT |

EXTREME ANGLE PIPE FLASHINGS

Designed for use on extreme pitch metal roofs. Built in 40 degree angle to make installation on extreme pitch roofs quick and easy. Manufactured in a square base, black E.P.D.M. with a temperature range up to constant 212 deg F. fits pipe sizes 1/4" - 5"-3/4" and has a 11" x 11" base. 10/box Part # DMLEA101BA



DMI COMBO PIPE FLASHINGS

New combination design that can be used in the same applications as our standard DMI pipe flashings for metal roofing with one twist. The DMI combo pipe flashings can be cut, wrapped around the penetration and sealed up like a retrofit flashing. The DMI combo pipe flashings save time and money, and allow you to reduce the amount of parts you stock for metal roofing pipe applications. Manufactured in E.P.D.M. rubber construction with a 20 year warranty. Stainless steel metal clamps are available for purchase for resealing in retrofit applications. Temperature range up to constant 212 deg F. High Temp also available.

#8 High Temp now available in Gray Silicone for temp range up to 450 deg F

| Size | Fits Pipes | Base | Qty/Box | Part# |
|------|-------------------------|---------|---------|--------|
| #3 | 1/4" - 4" | 8" | 15 | DM3CG |
| #4 | 3" - 6" | 10" | 10 | DM4CG |
| #5 | 4" - 7" | 11" | 10 | DM5CG |
| #6 | 5" - 9" | 12" | 10 | DM6CG |
| #7 | 6" - 11" | 14" | 10 | DM7CG |
| #8 | 7" - 13" | 17" | 5 | DM8CG |
| #9 | 10" - 18" | 25-3/8" | 2 | DM9CG |
| #8 | 7" - 13" High Temp Gray | | 5 | DM8CHG |



DMI ROUND RETROFIT FLASHINGS - (Zipperboot)

Designed to water proof electrical conduit, masts, service poles and collared pipe penetrations through metal roofing panels. Feature stainless steel fastening teeth and aluminum fastening ring with grooved sealant holding base. Extra thick E.P.D.M. rubber construction with UPC approval and 20 year warranty. Standard gray to be used on mill finish metal roofing, also available in black. Temperature range up to constant 212 deg F. Also available in High Temp white up to 450 deg F.

*** NOW AVAILABLE IN WHITE HIGH TEMP #802 - DM802W ***



| Size | Fits | Base | Qty/Box | Part#GR |
|------|------------------|-----------|---------|---------|
| #801 | 1/4" - 2-3/4" | 6-3/10" | 10 | DM801G |
| #802 | 2" - 7-1/4" | 10-3/4" | 5 | DM802G |
| #803 | 3-1/4" - 10" | 14-1/2" | 5 | DM803G |
| #804 | 9-1/4" - 16-3/4" | 30" X 26" | 1 SQ | DM804G |

| Size | Fits | Base | Qty/Box | Part#BL |
|------|---------------|---------|---------|---------|
| #801 | 1/4" - 2-3/4" | 6-3/10" | 10 | DM801B |
| #802 | 2" - 7-1/4" | 10-3/4" | 5 | DM802B |
| #803 | 3-1/4" - 10" | 14-1/2" | 5 | DM803B |

| Size | Fits | Base | Qty/Box | Part#WT |
|------|-------------|---------|---------|---------|
| #802 | 2" - 7-1/4" | 10-3/4" | 5 | DM802W |

DMI SQUARE BASE RETROFIT FLASHINGS

Designed to water proof electrical conduit, masts, service poles and collared pipe penetrations through metal roofing panels. Feature corrosion resistant band and rivets for fastening. Light Gray, square base E.P.D.M. rubber construction with UPC approval and 20 year warranty. Standard gray to be used on mill finish metal roofing, also available in black. Temperature range up to constant 212 deg F for E.P.D.M. Also available in high temperature red silicone. B.A.P.



GREY E.P.D.M.


| Size | Fits | Base | Qty/Box | Part# |
|------|------------------|------|---------|---------|
| #101 | 1/2" - 4" | 8" | 5 | DML101G |
| #201 | 4" - 9-1/4" | | 5 | DML201G |
| #301 | 9-1/4" - 16-1/4" | | 5 | DML301G |

RED HIGH TEMP SILICONE

| Size | Fits | Base | Qty/Box | Part#BL |
|------|------------------|------|---------|---------|
| #102 | 1/2" - 4" | 8" | 5 | DML102H |
| #202 | 4" - 9-1/4" | | 5 | DML202H |
| #302 | 9-1/4" - 16-1/4" | | 5 | DML302H |

SQUARE VENT RETROFIT PIPE FLASHING

Retrofit pipe flashing for square vent or tube penetrations through metal roofing panels. Constructed of black E.P.D.M. with aluminum surround. Side size markings for easy installation
#1 Fits 2-1/2" to 4" pipes packaged 5 pcs/box
With 8" square base Part# DMSR1B
#2 Fits 2-1/2" to 5" pipes packaged 5 pcs/box
With 15-3/4" square base. S/O :Allow 1-2 weeks.



Part# DMLSR2B

DEK-CAP™ END CAP FLASHING

Constructed of gray E.P.D.M. with a 20 year warranty. Applications include skylight, cupola and ridge ends. Flexible, corrosion resistant aluminum base conforms to the majority of standing seam roof panels and commercial metal roofing panels such as PBR panel. 10 pcs per box Part# DM1DC1




LIGHTNING ROD PIPE FLASHING

Designed to weatherproof lightning rod or wire penetrations through metal roofing panels or ridge caps. Easy to use, with the perfect low profile design. Also used in some solar stand applications on metal roofing. Packaged 30 pieces per box. Fits 0" to 1-3/8" Part# DM1RRG



MULTI-PORT MASTER FLASH™

Easy to use 4 in one flashing, up to 4 Cables or Wires per flashing. Stainless steel Gripper to secure in retrofit applications. Accommodates four 1/4" lines and 1 pipe 1/4" - 2-3/4". Black E.P.D.M. 10/box Part# DMLMP101BA Red High temp 10/box Part# DMLMP102RA



DEK-STRIP™ EXPANDABLE EDGED FLASHING STRETCHES TO ANY SHAPE, SEALS, & STAYS

Wraps around almost any profile, paintable after installation, great for large, round pipes. Serpentine edges stretch up to 25% for added length. Handles vibration and expansion, TPE has a continuous service temperature range of -58°F to +240°F

APPLICATIONS INCLUDE:

Large square and round ducts, chimneys, gutter detail, parapet flashings, skylights, expansion joints, stepped roof, dissimilar roof profiles, transition wall, gambrel roof and flash between dissimilar materials.

AVAILABLE SIZES: 7"x75' PN# DMDS775G, 9"x75' PN# DMDS975G, 12"x75' PN# DMDS1275G, 18"x50' Includes 1" x 4" termination strip and 3" x 2" splice tape, fasten at 1-1/2" O.C. PN# DMDS1850G





TACKY TAPE™ PREMIUM BUTYL TAPE

Tacky tape has a long standing reputation as the best on the market for performance, longevity and resistance to fungal attacks. Tacky Tape® is a 100% solids, asbestos-free butyl tape sealant that is a highly rubbery, tacky, reinforced compound designed for sealing metal lap joints in metal building industry. It is easy to apply and compress during installation. It exhibits excellent application and performance characteristics over a wide temperature range and will not become brittle, crack or flow during service. It is available in various sizes supplied in ready-to-use rolls. It is also available in double and triple bead rolls.

Tacky Tape® is designed to seal and prevent the entry of dust, air and moisture and assure a weather tight seal in metal building details.

- Metal roofing rib and lap joints
- Standing seam roof endlaps
- Sealing roof curbs, roof jacks and skylights
- Sealing polyethylene sheeting
- Sealing air conditioning equipment
- Window and door flanges

ADVANTAGES:

- Excellent for Galvalume, Zincalume and KYNAR 500
- Will not corrode Galvalume, Galvalume Plus or KYNAR
- Meets ASTM and Federal standards
- Resistant to ultraviolet and infrared radiations, precipitation atmospheric hydrocarbon contamination and extremes in temperature.
- Adheres to oily Galvalume
- Contains a fungicide to protect itself from mildew growth
- Non-staining
- Permanently flexible

Standard stock sizes include

| Size | Qty/Box | Part# |
|-------------------|---------|--------------|
| 3/32 x 3/8" x 45' | 40 | DMSM52271226 |
| 3/32 x 1/2" x 45' | 32 | DMSM52271630 |
| 3/32 x 3/4" x 45' | 24 | DMSM52272421 |
| 3/32 x 1" x 45' | 20 | DMSM52273222 |

Double bead styles

| | | |
|-------------------|----|--------------|
| 3/16 x 7/8" x 40' | 10 | DMSM52272843 |
|-------------------|----|--------------|

Triple bead styles


| | | |
|---------------------|---|--------------|
| 3/16 x 7/8" x 25' | 8 | DMSM52272835 |
| 3/16 x 2-1/2" x 20' | 6 | DMSM52278003 |



DMISM5196 ROOFING REPAIR TAPE

DMISM 5196 is designed to provide a watertight and airtight seal. Used to repair damaged or deteriorated roof areas and re-seaming all roof materials. Popular for repairs on metal roofing panels due to its excellent adhesion and no bleed out Tacky Tape adhesive that eliminates streaking coming from the product that you might experience from competing products. Also used for sealing interior and exterior air duct, gutters, awnings, pond liners, wrapping pipe connections to protect against corrosion in tough environments and as a flashing around windows and doors.

The Tacky tape™ adhesive has a long standing reputation as the best on the market for performance, longevity and resistance to fungal attacks. Tacky Tape® is a 100% solids, asbestos-free butyl tape sealant that is a highly rubbery, tacky, reinforced compound. It exhibits excellent application and performance characteristics over a wide temperature range and will not become brittle, crack or flow during service.



MADE IN THE USA



ADVANTAGES:

- Can be installed in damp areas even to clean surfaces underwater to stop or prevent leaks
- Excellent for Galvalume, Zincalume and KYNAR 500
- Adheres to oily Galvalume
- Non-staining
- Contains a fungicide to protect itself from mildew growth
- Tenacious adhesion to virtually all roof substrates, concrete, asphalt, PVC, E.P.D.M., TPO, metals, and urethane
- Will not corrode Galvalume, Galvalume Plus or KYNAR
- Meets ASTM and Federal standards, AAMA 711-07, AAMA 804(807).3-08, TT-C-1796A Type 11 Class B
- Permanently flexible and allows for joint movement of up to +/- 25%
- Resistant to ultraviolet and infrared radiations, precipitation atmospheric hydrocarbon contamination, extremes in temperature, water, alcohols, and most chemicals.
- Easy to apply by hand, requiring no premixing or dispensing, room temperature application, no heat is required to activate adhesive and provides instant seal.

Currently available in 4" x 100' rolls with white backing 4 rolls/box

Part# DMSM51964100W

DMISM5196 is available by special order in 6" wide, 12" wide and other custom widths.

DMISM5196 is also available by special order with black HDPE, gloss black TPO, polyester, and foil backing.

Special order minimums and lead times will apply.

7108 PERMATHANE™ PREMIUM POLYURETHANE SEALANT

Permthane® SM7108 is a one component, gun-grade, non-sag, moisture-cure polyurethane sealant. This High Performance product is designed with outstanding UV resistance and long term durability with a proven record in tough climates around the world. Permthane is the choice of true professional installers. 7108 Permthane is an excellent repair sealant due to its moisture cure properties. Permthane can be installed underwater or damp areas and achieve 95% of its full bonding capability. Ideal for mill finish and painted metal roofing panels, window installation, gutter installation and repair and much more. Premium antifungal agents and bonding capabilities.

- Accommodates 50% joint movement
- Easy to gun - Easy to tool
- Permanently flexible
- Paintable – non-sticky after cure
- VOC compliant
- Extra strong bonding, that borders on adhesive sealant properties
- Primerless adhesion to construction substrates, including galvanized steel, aluminum, concrete, glass, Galvalume®, Zinalume®, Kynar 500®, wood, vinyl, and fiberglass

TYPICAL USES:

- Expansion wall joints
- Tilt-wall joints
- Perimeter joints around windows and doors
- Masonry expansion joints
- Flashings
- Gutter installation and repair
- Air conditioning mounts
- Metal Roofing
- Sealing Damp areas
- Sealing around roof and wall penetrations
- Bedding window mounting flanges

Standard packaging is 30 (300ml) tubes/cartridges per carton. Available colors include: Almond (DMSMP7108A), Bronze (DMSM7108B), Gray (DMSM7108G), White (DMSM7108W) 20 oz sausages, 5 gallon pails, and 50 gallon drum packaging available (minimums and lead time applies)



7108 Permthane is Direct Metals, Inc. suggested sealant for installation of our metal roofing pipe flashings.

MADE IN THE USA



ACRYLIC BUTYL CAULK, ACRYL-R™ 5430 NON SKINNING /NON SAG SSR SEALANT

SM5430 Acryl-R® is a non-skinning, non-drying sealant based on a unique elastomer that provides a non-stringy consistency and excellent resistance to severe environmental conditions of heat, cold and moisture. **(DO NOT EXPOSE TO SUNLIGHT)** It has excellent cut-off characteristics and is not stringy or messy to apply. It has excellent adhesion to GALVALUME®, GALVALUME PLUS®, ACRYLUME®, ZINCALUME®, KYNAR 500®, siliconized and polyvinyl fluoride painted metals. It has excellent webbing characteristics.

TYPICAL USES:

SM5430 is designed for factory sealing the female lip of a concealed standing seam roof (SSR) rib, as well as wall panels and polyurethane foam panel joints where a positive seal is required in mechanically fixed joints. Specifically formulated for precise application into concealed panel joints for roll forming lines. Excellent for factory sealing standing seam roof panels and end laps. Excellent for sealing between dissimilar metals to prevent electrolysis. Excellent for use as an acoustical sealant. Excellent surface wetting over a wide temperature ranges. Excellent for sealing hidden details in window and door installations; bedding of mounting fins and flashing and sealing end dams and receptor pans.

Standard packaging is 30 (300ml) tubes/cartridges per carton. Color: White Part # DMSM5430WC. Also available in 50 gallon drum with polyliner. (drums/pallet) (minimums and lead times apply) Color: White



MADE IN THE USA



Part# DMSM5430W50

ACRYL-R™ 5522 CLEAR ACRYLIC SEALANT

Clear color ideal for mill finish and painted metal roofing panels. Premium antifungal agents and bonding capabilities. SM5522 Acryl-R® Acrylic Sealant is a solvent release acrylic compound. It exhibits good adhesion to most construction surfaces and remains ductile in the presence of ultraviolet and infrared radiation, making it an excellent general purpose sealant. After cure, it can be painted. Made in the U.S.A.

30 (300ml) tubes/case Part# DMSM5522CC



ACRYL-R™ 5504 NARROW JOINT SEALANT

Acryl-R SM5504 is a one component, acrylic self leveling compound designed to seal mechanically fixed joints. After solvent release, this sealant exhibits a tough ductile mass that fulfills the sealant requirements of window, door, recreational vehicle, cargo trailer and manufactured home details. Made in the U.S.A.

ADVANTAGES:

- Excellent adhesion
- Outstanding UV resistance—non yellowing
- Easy to apply
- Cures to a ductile consistency
- Permanently flexible
- Primerless adhesion to construction substrates, including anodized and mill finish aluminum, galvanized steel, fiberglass, many plastics and rubber roofs.

30 (300ml) tubes per carton. (Aluminum) Part# DMSM5504A
Also available in pint cans pails, 5 and 50 gal DRUMS. Special order.
Available colors: Aluminum, Black, Bronze, Beige, White and Clear.

POLY-GLAZE™ PLUS CLEAR SILICONE SEALANT

SM5731 Poly-Glaze™ Plus Silicone is a one component, medium modulus, non-corrosive silicone sealant designed to seal glazing details found in contemporary fenestration fabrication and installation. This neutral cure silicone exhibits excellent adhesion to PVC, aluminum, glass and a variety of painted surfaces without priming. It is suitable for glazing silicone bonded insulating glass units where acetoxysilicone sealant cannot be used. It has a very low odor factor, and cures to a flexible, resilient rubber when exposed to moisture in the atmosphere. The tack-free time and early strength characteristics are excellent, allowing movement of fabricated unit without bond-line failure. SM5731 Poly-Glaze™ Plus Silicone Sealant is designed for use as a back bedding sealant for drop-in glazing, and as an installation sealant for perimeter and bedding joints.

30 (300ml) tubes/case

Part# DMSM5731C

FIRETHANE™ 7140 FIRE-RATED SEALANT

Firethane 7140 is a one component, low modulus, gun grade, non-sag, moisture-cure polyurethane sealant with outstanding UV resistance. Firethane is designed to cure into a fire rated, elastic weatherproof seal. A tack free skin in 2 to 4 hours at normal conditions. Accommodates 50% total joint movement while maintaining excellent weatherability. Designed for sealing joints where a high performance fire rated seal is required: Expansion and construction joints, Tilt-wall joints, Sealing in conjunction with fire collars or pillows, perimeter joints around windows and doors, masonry expansion joints, between dissimilar metals, between construction materials of dissimilar expansion coefficients, and acoustical applications. Packaging (600ml) sausages.

Special order, lead time will apply. Gray Color Part # DMSM714GS

POLYCARBONATE SKYLIGHT PANELS

If you are looking for a quality polycarbonate sheet which features the latest in product technology and which comes with the kind of personal service you need, call Direct Metals, Inc. Our polycarbonate sheets are an effective alternative to traditional glazings in a wide variety of applications including:

Commercial Greenhouses, Home Greenhouse, Office Partitions, Vertical Glazing, Industrial Roofing, Pool Enclosures, Patio Covering, Window Replacement, Metal Buildings, Skylights, Domes, Shelters, Canopies, Sheds, Walkways, Carports, Sunrooms, Sidelites, and Metal Roofing Skylights for commercial, residential and agricultural buildings with metal roofing.

Polycarbonate panels are strong and durable. Direct Metals, Inc. panels are 0.032" thick and have a 10 year warranty against cracking. Special fasteners and accessories for the installation of polycarbonate panels are available and suggested.

Panels are available in standard lengths or cut to the nearest inch in length in two metal roofing profiles MR9 3/4" Rib and MR12 R Panel in clear and opal white. (Bronze color is special order.)

Direct Metals, Inc. knows that the "green movement" is alive and well and customers awareness of the needs for green products is increasing. While Direct Metals, Inc. carries a wide variety of "green" building products this is one of our most popular. Lighting without the use of electricity can be had by installing clear polycarbonate skylight sheets. Direct Metals, Inc. has taken advantage of these and other energy efficient products in our new Florida distribution facility to reduce our energy consumption and now they are available to you through our valued distributors.

| Available Sizes | Part# | Service Center |
|------------------------|------------|----------------|
| 3/4" Rib MR9 Clear 8' | DPCMR9C8 | IN, WI |
| 3/4" Rib MR9 Clear 10' | DPCMR9C10 | IN, WI |
| 3/4" Rib MR9 Clear 12' | DPCMR9C12 | FL, IN, WI |
| 3/4" Rib MR9 Clear 14' | DPCMR9C14 | IN, WI |
| 3/4" Rib MR9 Clear 16' | DPCMR9C16 | IN, WI |
| 3/4" Rib MR9 Opal 8' | DPCMR9W8 | IN, WI |
| 3/4" Rib MR9 Opal 10' | DPCMR9W10 | IN, WI |
| 3/4" Rib MR9 Opal 12' | DPCMR9W12 | IN, WI |
| 3/4" Rib MR9 Opal 14' | DPCMR9W14 | IN, WI |
| 3/4" Rib MR9 Opal 16' | DPCMR9W16 | IN, WI |
| R/PBR MR12 Clear 12' | DPCMR12C12 | FL, IN, WI |

All custom cut lengths, Bronze/Smoke Color, MR9 2000, MR9 Flat, and Greca profiles ship from WI Service Center.

| NAME | OVERALL WIDTH | OVERALL LENGTH | NET COVERAGE | PITCH | DEPTH | THICKNESS |
|------------|---------------|----------------|--------------|-------|-------|-----------|
| MR 9" 2000 | 36" | UP TO 39' | 36" | 9" | .75" | .031" |
| MR 9" | 36" | UP TO 39' | 36" | 9" | .75" | .031" |
| MR 9" FLAT | 36" | UP TO 39' | 36" | 9" | .625" | .031" |
| MR 12" | 36" | UP TO 39' | 36" | 12" | 1.25" | .031" |
| GRECA | 26" & 50" | UP TO 39' | 24" & 48" | 3" | .70" | .031" |

CLEAR POLYCARBONATE RIDGECAP

Innovative clear polycarbonate ridge cap available for order in 10'6" lengths. Used to let natural light into buildings at the ridge. This product can be used with Razorback Ridgevent to create a truly energy efficient combination. Special fasteners are available and suggested for installation. Available from FL, IN, and WI service centers. PCRC106C is 10'6" long by 24" wide by 0.047" thick.



Part# DPCRC106C

AGRILITE™ PVC LINER PANELS

Owners of agricultural and light industrial buildings regularly choose the virtually indestructible Agrilite™ PVC Panel for its remarkable durability, ease of installation, and outstanding versatility. Lightweight corrugated panels are easy to handle and require no special equipment for installation. Agrilite™ can be cut using basic woodworking tools and is easy to clean with conventional spray equipment. Corrugated PVC Liner Panels are strong, high-impact panels that naturally resist chemicals. Agrilite™ Corrugated PVC Panels are perfect for use on the most demanding applications. Agrilite panels are backed by a 10 year factory limited warranty, and are available in two panel profiles.

Agrilite Greca 0.032" thickness in bright white with a 36" coverage.
Agrilite MR9 0.039" thickness in bright white with a 36" coverage.

AGRILITE™ PVC TRIM

PVC trim profiles are available to make your installation effortless and improve the look of the finished interior walls and ceilings.




| Available Sizes | Part# | Service Center |
|------------------------|------------|----------------|
| Agrilite MR9 12'4" | DPVCG124W | WI |
| Agrilite MR9 16'4" | DPVCG164W | WI |
| Agrilite MR9 20'4" | DPVCG204W | WI |
| Agrilite J-Trim 10' | DPVCTJT10W | WI |
| Agrilite Base Trim 10' | DPVCTBT10W | WI |



TRUSSCORE™ PVC INTERLOCKING LINER PANELS

TRUSSCORE™ PVC Interlocking Liner Panels have your job covered. Wherever you need easy-to-clean, low maintenance, hygienic or abuse resistance paneling - TRUSSCORE™ is the answer. These sheets exceed modern hygienic construction and statutory building codes therefore transforming construction practices in Canada and the United States. TRUSSCORE's™ unique webbed design provides outstanding spanning capability as well as high strength. It's surface is highly durable and resistant to scratches, chemicals, and moisture. The Interlocking Panels come in standard lengths of 12' and 16' or custom lengths by special order. Accessories available are flashing, trim and fasteners. 12" Wide x 1/2" double wall reinforced white panels.

| Available Sizes | Part# | Service Center |
|-----------------|-----------|----------------|
| TrussCore 12' | DPVCTC12W | WI |
| TrussCore 16' | DPVCTC12W | WI |



HEX NUT-SETTERS AND LSC DRIVERS


Long spring clip drivers and magnetic nut-setters. DMI suggests using LSC Drivers, (Long spring clip). The LSC drivers offer a superior driving experience holding the fasteners secure while taking less paint off the heads of the fasteners. The LSC drivers use a pressure spring instead of a magnetic disc to hold the fastener making them the choice for driving stainless steel and other non-magnetic hex head fasteners. We also offer a variety of Phillips, Square, and Combo Drive s for concealed fasteners.



| Available Sizes | Qty/Box | Part# |
|----------------------|---------|--------------|
| 1/4" Hex LSC | 10/100 | DMI3SSHL14 |
| 5/16" Hex LSC | 10/100 | DMI3SSHL516 |
| 3/8" Hex LSC | 10/100 | DMI3SSHL38 |
| 1/4" Hex Magnet | 10/100 | DMI3LMSHL14 |
| 5/16" Hex Magnet | 10/100 | DMI3LMSHL516 |
| 3/8" Hex Magnet | 10/100 | DMI3LMSHL38 |
| #2 Phillips x 2-3/4" | 10/100 | DMI3QT322P |
| #2 Square x 1-5/16" | 10/100 | DMI3QT802S |
| #3 PH / #2 SQ combo | 10/100 | DMI9APE493 |
| T-25 x 2-3/4" | 10/100 | DMI3T25W275 |
| IRIUS DRIVER | 1 | DMI2DRIVER |

POLYCARBONATE PANEL TO WOOD FASTENER

Stainless Steel 304 no red rust construction. Includes sealing washer and wings to pre-drill polycarbonate panels. Wings pre-drill to help allow for expansion and contraction of polycarbonate panels. #12 diameter x 1-1/2" standard. 1-1/2", 2" and 2-1/2" length special order.



| Available Sizes | Qty/Box | Part# |
|---|---------|--------------|
| #12 x 1-1/2" | 2,000 | DMIPC912112S |
| Special order parts below, extended lead time | | |
| #12 x 1-1/4" | 2,500 | DMIPC12114S |
| #12 x 2" | 1,500 | DMIPC12200S |
| #12 x 2-1/2" | 1,000 | DMIPC12250S |
| FULL CARTON ORDERS ONLY | | |

POLYCARBONATE PANEL OVERLAP FASTENER GROMMET SEAL STAINLESS

Stainless Steel 304 no red rust construction. Used for panel overlaps of polycarbonate and fiberglass panels. Hex head machine screw with rubber grommet that seals around top and bottom of panel penetrations. 3/8" x 1" standard size. 1/4 x 1-1/4" special order.



| Available Sizes | Qty/Box | Part# |
|-------------------------|---------|-------------|
| 3/8" X 1" | Call | DMI23810PG |
| 1/4" X 1-1/4" | 2500 | DMI310F100N |
| FULL CARTON ORDERS ONLY | | |

POLYCARBONATE PANEL TO METAL FASTENER

Oversized #14 x 1-1/4" self drill #3 fasteners with an oversized 1" diameter washer. This fastener is for installation of polycarbonate panels to light to medium gauge metal substrate up to 8 ga steel. #14 x 7/8" stitch available for Polycarbonate panel to metal panel stitch applications up to 18ga. Large 1-1/8" diameter E.P.D.M. bonded washer was allows you to do pre-drill your expansion relief holes in the Polycarbonate panels and seal the larger diameter holes with confidence. Full silver anti-corrosion coating. 100 pcs / bag



| Available Sizes | Qty/Box | Part# |
|---------------------|---------|-------------|
| 1/4-14 x 1-1/2" SD3 | 1,000 | DMI3PC112LW |
| 1/4-14 x 7/8" SD1ST | 1,000 | DMI3PC078LW |

100 PIECES PER BAG
AVAILABLE IN SILVER COLOR ONLY

RIVETS - FULL 304 STAINLESS STEEL MTM

#43 Stainless steel rivets with stainless rivet and mandrel. Stainless rivets are compatible with galvanized, galvalume, aluminum, copper, and stainless steel panels. #43 grip range is .126" to .187", #44 grip range is .188"-.250". Available painted to match your panel color. Standard #43 stock colors include: Ash Grey, Burnished slate, Caribbean Blue, Cocoa Brown, Charcoal, Dark Green, Light Stone, Red, Tan, White, Bright White. Stainless Steel Rivets in stock in mill finish stainless. Packaged 250 pcs / bag or boxes of 5000 pcs
1/8" Rivets #43 Part #DMI2L1290, #44 Part #DMI2L1300, and #46 Part #DMI2L460S



BI-METAL CLADDING FASTENERS- FULL 304 STAINLESS STEEL

Available for order various types and sizes of 304 stainless steel fasteners for metal cladding panels. SX TORX low profile self drill full 304 SS bimetal drill point screws for attaching steel, stainless and aluminum to thin to medium gage metal. TW-S low profile full 304 SS for attaching cladding panels to timber battens, aluminum and steel light gage framework. SLA bimetal low profile for fastening aluminum composite panels to aluminum framing. All of the above carry a 25 year warranty against red rust. We also feature a selection of AP rivets for cladding panels to aluminum or steel subframes, and TSU Blind HPL fasteners for brackets, straps, and clips.



DMI CUPOLAS (LOUVERED SIDES)

If your looking to add a touch of class to your beachside home or to establish a class look to your post frame structure or riding arena look no further. DMI Cupolas are can be installed as non venting and fully functional venting for you building. Louvered sides are constructed of 24 ga pre-painted steel. Available pre-painted in a variety of colors, with or without a weathervane. Available to be ordered in assembled or non-assembled (knockdown). A screen kit is available for all sizes to resist animal nesting. Standard cupolas come with a 6 piece flashing kit and require installed to build a curb. Available for order with universal base and flashing kit to eliminate the need to building a curb. Made in U.S.A.

All cupolas may take up to two weeks for production as they are made to order. DMI cupolas ship from Indiana warehouse only, F.O.B and are non returnable. Window sides available by special order (non-venting).



Available Sizes


| | |
|--|--------------|
| 2'x 2' w/4/12 (6 pc flashing) | Part# |
| 2'x 2' w/4/12 base & flashing | DM0CU1024XX |
| 3'x 3' w/4/12 (6 pc flashing) | DM0CUB1024XX |
| 3'x 3' w/4/12 base & flashing | DM0CU1036XX |
| 4'x 4' w/4/12 (6 pc flashing) | DM0CUB1036XX |
| 4'x 4' w/4/12 base & flashing | DM0CU1036XX |
| 5/12 pitch + flashing require upcharge | |



LOUVERED END VENT

29 ga steel construction Available for order in many colors, white or galvalume is standard. All louvers have aluminum bird screen on back. 1/4" galvanized hardware included. Made in the U.S.A.

All louvered end vents are made to order and ship F.O.B. from Indiana service center only allow up to two weeks for delivery.



Available Sizes

| Available Sizes | Qty/Pkg | Part# |
|-----------------|---------|-----------|
| 12" x 18" | 1 | DM0L1218G |
| 18" x 24" | 1 | DM0L1824G |
| 24" x 24" | 1 | DM0L2424G |
| 30" x 30" | 1 | DM0L3030G |

Custom sizes available in 26 or 24 ga.

RETRO-VENT CORRUGATED METAL LIGHTWEIGHT SPACER

Offers a rigid and strong spacer that also allows airflow and provides escape for condensation. Helps eliminate rust, mold and ice damming. Increased airflow lowering utility costs. Retro-vent won't warp, rot, or twist. Faster, easier, safer than 1" x 4" wood furring strips.

The 29 gauge corrugated galvanized metal style eliminates the dam effect solid spacers or 1" x 4" strapping can create. 2" x 50' rolls, 6 rolls / box Part# DMI2SMS300G



DMPT BARRIER-DISIMILAR METAL AND PRESSURE TREATED BARRIER

P.E. foam barrier with full adhesive backing. A quick and easy solution for a anti-corrosive barrier between pressure treated wood and steel paneling. Also used as a barrier when laying aluminum or copper panels of Red iron steel purlins. Available for special order in 4" x 75' rolls. (6/box) Part# DPT450G

AVALANCHE SNOW GUARDS

Made of high grade clear resin. Helps to protect against dangerous snow avalanches around door opening and walkways on metal roofing.

Available in Big Avalanche and small Avalanche sizes

Avalanche Snow guards ship F.O.B. from Indiana service center only.



Available Sizes


| Available Sizes | Qty/Pkg | Part# |
|----------------------|---------|----------|
| 6" x 3-1/2" x 2-5/8" | 20 | DM0SGBA6 |
| 5" x 2-1/4" x 1-3/4" | 20 | DM0SGLA5 |

SNOW GUARDS "The Deuce™"

The "DEUCE" can be adhesive or mechanically fastened and requires a 1.5" flat mounting area. They will fit most popular 36" panels with three 12" flats or four 9" flats without rib straddling! The waffled base provides almost triple the bonding power of a smooth bottom guard in this size category. Starter points are provided for mechanically fastening. Available in a variety of colors, standard stock is clear.

Professional ATI test results show the Deuce held up to 3456 pounds when screw mounted and 1379 pounds when adhesive mounted using the SB-190. All tests were performed simulating realistic snow loading conditions applied to the face of the guard.

The Deuce Snow Guards ship F.O.B. from Indiana service center only. Colors other than clear may take up to 2-4 weeks for delivery. Made in the U.S.A.



Available Colors

| Available Colors | Qty/Pkg | Part# |
|------------------|---------|-----------|
| Clear | 100 | DM0SGDCL1 |
| Copper | 100 | DM0SGDCPM |

Also available for order in Brown, Red, Green White, Light Gray, Dark Gray, Black, and Blue

SINGLE-HUNG POST FRAME WINDOW - Made in the U.S.A.

Classic Single-Hung post frame window, provides you with a classic form factor and affordability. 410 White with Nail fin, 310 White with 1" EZ fit, and 210 White with J-channel. These windows ship from the Indiana service center or the Wisconsin factory only and are not for sale in the Florida market. Entry level price, quality that will surprise.



Available Sizes

4' x 3' 410
4' x 3' 310
4' x 3' 210

Part#

DAJ410W4030
DAJ310W4030
DAJ210W4030


ALUMINUM THERMAL INSULATED POST FRAME / LIGHT COMMERCIAL WINDOW - Made in the U.S.A.

Insulated aluminum windows keep your building protected from all extremes of weather. During the scorching heat of summer or the frigid temps of winter, thermal windows will protect you from the elements. Every window is water tested by technicians before leaving the factory to ensure a leak-free seal is in place before installation. Light commercial rated, independent test certify that these insulated thermal windows meet AAMA/WDMA/CSA101/I.S.2/A440-08 standards for light commercial windows. Ship from IN and WI and are not for Florida market.

SERIES 900 INSULATED HORIZONTAL SLIDING WINDOW - Made in the U.S.A.

Series 900 insulated horizontal sliding windows deliver superior year round protection against extreme temperature changes and harsh conditions. Thermally broken master framework. The Series 900 framework has been designed with a thermal barrier to reduce thermal loss. Available in white, bronze, cocoa brown or clay, with three distinct installation options: snap-in nailing fin, snap in J-channel and attached EZ fit trim. Custom colorized trim available. Made in the U.S.A.

- Self-cleaning sloped sill
- Built-in mullion to prevent frame flexing
- Flexible vinyl U-channel marine glazing
- 5/8" insulated glass unit in each sash
- Extruded aluminum frame and sash construction with high-density polyurethane thermal break
- Aluminum header block to prevent movement and sash removal when window is locked
- Sealed with double weather-stripping of nonabsorbent woven polypropylene pile to prevent damaging moisture
- Leak-proof testing performed on every window manufactured
- Sash interlock system creates weatherproof, bug-proof, rattle-proof, draft barrier
- Interior removable rust and insect-proof fiberglass screen
- Gasket glazing system protect the glass and allows for easy re-glazing
- Built-in mullion to prevent frame flexing
- Sash interlock for added security
- Painted zinc die cast cam-type sash locks
- Nylon rollers for smooth sash operation



Available Sizes

4' x 3' 900 Nail Fin
4' x 3' 900 J-Chan
4' x 3' 900 EZ Fit

Part#


DAJ900W4030N
DAJ900W4030J
DAJ900W4030E

Sizes available through 6'0" x 4'0" rough opening.

SERIES 905 INSULATED FIXED WINDOW - Made in the U.S.A.

Series 905 insulated fixed windows are glazed with 1" thick insulated glass to ensure energy efficiency. Available in white, bronze, or clay, with three distinct installation options: snap-in nailing fin, snap in J-channel and attached EZ fit trim. You will find the Series 905 fixed-lite thermal aluminum window a great complement to the Series 900 sliding windows as it offers you a new and diverse look for you building.

- Reglazing via the interior of the building
- Optional Low-E argon filled glass
- Optional mullion kit for attaching multiple units together
- Sturdy master frame using thermal extrusions, high strength and can withstand wind speeds of 100mph
- Extruded aluminum master frame with high-density polyurethane thermal break
- Electrostatically coated with enamel paint
- Butt corners and close tolerance for strength
- Hardware meets ASTM A164-71 and ASTM A165-71 standards



Sizes available through 6'0" x 4'0" rough opening.

SERIES 500 INSULATED FIXED WINDOW - Made in the U.S.A.

Series 500 single-hung thermal aluminum window with the same energy efficiency of the 900 and 905 series, but with a classic sophisticated look for you building. Series 500 windows come equipped with a removable operating sash which allows for easy cleaning both inside and out. The 500 series framework uses thermal extrusions around an open block and tackle balancing system for steady and smooth operation. Available in white or clay, with two distinct installation options: attached nailing fin and attached EZ fit trim.



- Polyester enamel white paint electrostatically applied, and easy clean inward tilting operating sash
- Extruded aluminum master frame and sash, each window is water tested prior to packaging
- Thermal barrier of high density poured and de-bridged polyurethane on sash and frame
- Locking with cam-type latch for the operating sash to provide security
- Non-corrosive metal fasteners
- Custom colorized trim available
- Sizes available through 3'0" x 5'0" rough opening
- Made in the U.S.A.

Available Sizes

3' x 4' 500 Nail Fin
3' x 4' 500 EZ Fit

Part#

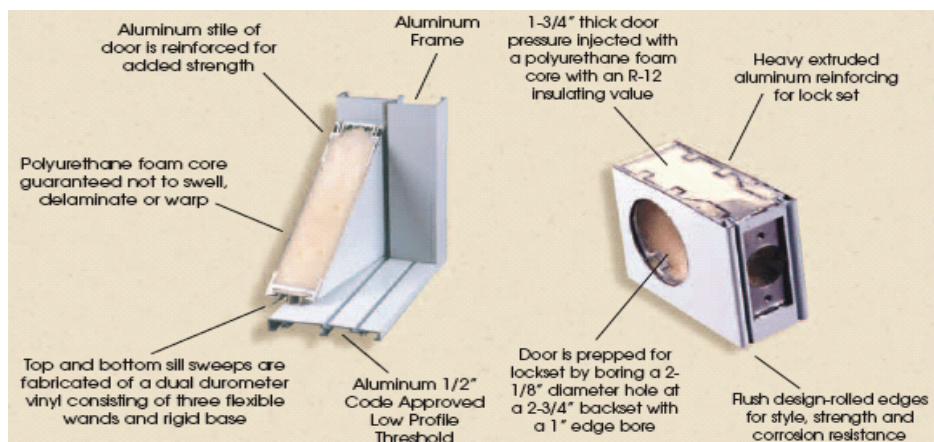
DAJ500W3040N
DAJ500W3040E



EXTERIOR AND INTERIOR UTILITY DOORS - Made in the U.S.A.

Direct Metals, Inc. Florida Building Code Approved Entry Doors. Designed for steel, masonry and wood construction. Beautiful embossed skin. Easy and quick to install, built to last. Available in many popular styles: standard solid door, 22" x 22" vue lite, 6 panel, cross buck, 9 lite, and 9 lite cross buck. Solid door tested to +55.0/-66.7 psf pressures.

- Pre-hung 4-way universal swing
- Extruded aluminum reblocks for lock.
- All lites are aluminum framed and foamed in place
- Pressure injected with 2.2 pounds of polyurethane foam per cubic foot
- Mounted to the frame by three 12-gauge steel zinc plated, 4-1/2" x 4" fixed pin hinges
- Standard doors are 3' wide, custom doors available from 2'4" to 4' widths.
- Individually cartoned for easy shipping and storage.
- 1-3/4" thick door panel
- R-12 insulation value
- Rolled edge door panel



3100 SERIES

- * White 3/0 x 6/8
- * Universal swing insulated door with alum jamb
- * 28 Gauge embossed steel skin
- * Woven polypropylene pile weather stripping

3700 SERIES

- * White 3/0 x 6/8
- * Universal swing insulated door with alum jamb
- * 24 Gauge smooth steel skin
- * Woven polypropylene pile weather stripping
- * Panel available with crossbuck stamped design

4100 SERIES

- * White 3/0 x 6/8
- * Universal swing insulated door with alum jamb
- * 24 Gauge smooth steel skin
- * Closed cell foam weather-stripping
- * Panel available with crossbuck stamped design
- * Extra extruded aluminum reblocks for deadbolt, panic bar and closer



LITE COMMERCIAL ENTRY / WALK DOORS - Made in the U.S.A.

Direct Metals, Inc. Florida Building Code Approved Entry Doors. Designed for steel, masonry and wood construction. Beautiful embossed skin. Easy and quick to install, built to last. Available in many popular styles: standard solid door, 22" x 22" vue lite, 6 panel, cross buck, 9 lite smooth, 9 lite cross buck, and full lite. Features heavy-duty 16-gauge 3-1/2" wide steel jams, mounted with 12-gauge stainless steel 4-1/2" x 4" fixed pin hinges for durability and security. Rolled steel edges wrap around heavy internal aluminum stiles and rails that bond with polyurethane foam to create a seamless rigid panel. Rolled edge door panel of 24-gauge polyester painted galvanized steel creates a smooth look that will complement your building.

- Pre-hung 4-way universal swing
- 1-3/4" thick door panel.
- R-12 insulation value
- Rolled edge door panel
- All lites are aluminum framed and foamed in place
- Pressure injected with 2.2 pounds of polyurethane foam per cubic foot
- High performance replaceable bulb and leaf weatherseal of extruded Santoprene remains flexible in all temperature extremes
- Aluminum parting stop in header frame enhances weather protection
- Bulb and wand Alcryn sweep gives greater weather resistance vs PVC sweeps
- Standard doors are 3' wide, custom doors available from 2'4" to 4' widths
- Individually cartoned for easy shipping and storage
- Low-profile ADA-approved aluminum sill
- Factory prepped with aluminum reinforcing block at lock, deadbolt, panic hardware and closer location to allow for flexibility during installation
- 2-3/4" backset with a 2-1/8" diameter lock bore hole

Options:

- Sizes from 2'0" to 4'0" wide and 6'8 and 7'0 height available, 3/0 x 6/8 standard.
- Single-glazed and insulated tempered door lites, Grids available
- New insulated Vent lite door available
- Standard color is white but custom colors are available

5100 SERIES

- White 3/0 x 6/8
- Heavy Duty, 16 gauge, galvanized, steel frame jams.
- 24 Gauge smooth steel skin.
- Closed cell foam weather-stripping.
- Panel available with crossbuck stamped design.
- 2'4" to 4'0" double doors.
- Tested to +49.9/-60.5 psf

7100 SERIES

- Thermally broken door
- Pultruded fiberglass stiles and rails create a thermal break on the panel
- Reblocks of high density molded urethane at the lock bore, deadbolt, closer and panic hardware locations.
- Available in white, bronze, brown, and clay colors.
- Thermal barrier to reduce winter-time heat loss, summertime heat gain and the risk of interior condensation.



RESPONDER POST FRAME ENTRY / WALK DOORS - Made in the U.S.A.

Engineered in response to the need for premium door at an economical price to suite needs of the most demanding post frame and light duty steel building builders. Texas TDI approval and Certified to meet Florida building code with +50.0/-43.3 psf pressures.

- Pre-hung 2-way swing, insulated leaf with aluminum header and sill
- 1-3/4" thick door panel Pressure injected with polyurethane foam R-11
- 24 ga hot dipped galvanized steel exterior. Polyester painted and bake for a durable and long lasting finish
- Flush design - cakepan panel for style, strength, and corrosion resistance
- Door is prepped for lockset by boring a 2-1/8" diameter hole with a 2-3/4" backset with a 1" edgebore
- Door panel is strengthened with a steel c-channel at the location for entry lock
- Master frame is shipped completely assembled with hinges and door attached
- A unique design allows the weatherstripped header parting stop to be snapped in place after the door has been installed to insure a weather tight installation
- Top and bottom sill sweeps are fabricated of a dual durometer vinyl consisting of three flexible wands and a rigid base
- Sill is a low profile design, which complies with ADA handicap accessible guidelines
- It is 3-1/2" deep and 1/2" high
- Each door is individually cartoned and made in the U.S.A.
- Standard size is 3'0" x 6'8"
- Rough opening: 38-1/16" x 81-13/32" (Aluminum R41)
- Rough opening: 39-1/16" x 81-13/32" (R51 Steel)

Options:

- 6 panel, no lite
- 22" x 22" Vue lite insulated or single-glazed tempered glass
- 22" x 36" 1-lite insulated tempered glass
- 22" x 36" 9-lite insulated tempered glass with a rigid aluminum grid system installed within the 1/2" dead air space
- 22" x 64" Fullview sealed insulated glass consisting of two pieces of 1/8" tempered glass with 1/2" dead air space

R41 SERIES

- White 3/0 x 6/8
- Frame jamb is fabricated of aluminum extrusions 3-1/2" wide with a 0.062" minimum wall thickness.
- Door is mounted to the frame by three, 12 ga zinc plated steel, 4" x 4-1/2" fixed pin hinges.
- Master frame is weatherstripped with woven polypropylene pile.

R51 SERIES

- White 3/0 x 6/8
- Frame jamb is fabricated of 16 ga galvanized steel.
- Door is mounted to the frame by three, 12 ga stainless steel, 4" x 4-1/2" fixed pin hinges.
- Masterframe is weatherstripped with closed cell TPE Foam

INSULATED CEILING ACCESS DOOR - Made in the U.S.A.


Pre-hung, insulated, galvanized steel door leaf with aluminum frame. Mounts between trusses on 24" or 48" centers.

Door Construction

- 1" thick door pressure injected with 2.2 lbs of polyurethane foam per cubic ft.
- Hot dipped galvanized G60 Steel finish
- White steel sheets front and back bond with polyurethane foam to create a seamless rigid panel with a insulation value of R6.5.

Master Frame Construction

Frame is fabricated of commercial quality 0.062" painted aluminum extrusions. Master frame is shipped completely assembled with stainless steel hinges and door attached.



Available Sizes

24" x 36"
24" x 48"

Part#

DAJ27217
DAJ21218

DOOR HARDWARE AND ACCESSORIES


DMI has a large selections of offering for door hardware and accessories from the top manufacturers. Please ask your salesperson for details on closers, panic hardware and locksets.

DOOR KNOB LOCKETS AND DOOR HARDWARE

Silver know lockets and a variety of other door hardware and accessories available. Such as wind chains, closers, panic hardware, and lock pick guards.

Lockset shown is a silver grade 2 lockset, keyed on exterior knob with twist lock on interior knob, keyed alike. 20 per case

Part# DAJCCDNSKA





DOOR TRACK AND TROLLEY SYSTEMS

ROUND TRACK FOR SLIDING DOOR SYSTEMS - Made in the U.S.A.

Used in Post Frame and Steel Building Sliding Door Kits. Round track will provide years of smooth, easy gliding operation. The self-cleaning design constructed of corrosive resistant 14 gauge galvanized steel. Ships from Indiana Service Center.



| Available Sizes | Part# |
|-----------------|------------|
| 8' | D0TK100108 |
| 10' | D0TK100110 |
| 12' | D0TK100112 |
| 14' | D0TK100114 |
| 16' | D0TK100116 |
| 18' | D0TK100118 |
| 20' | D0TK100120 |

QUALITY SLIDING DOOR ACCESSORIES - Made in the U.S.A.

All exposed parts are made from heavy-gauge galvanized, zinc-plated, or painted steel. Ships from Indiana service center.

Track mounting accessories

| Type | Part# | Use |
|-----------------------|------------|---|
| Track End Cap | D0TK100095 | Two required for each run of track |
| Cover End Cap | D0TK100133 | End cap for track cover pair |
| Cover Support | D0TK100093 | Locks track sections together, exterior |
| Cover Support | D0TK100094 | One require for each 2 feet of track |
| Outside Splice Clip | D0TK100096 | Locks track sections together, exterior |
| Inside Splice Clip | D0TK100107 | Locks track sections together |
| Top Mount Bracket | D0TK100097 | One required for each 2 feet of track |
| Face Mount Bracket | D0TK100109 | Face mount track applications |
| Track Cover 10'2" | D0TK100132 | White standard track cover |
| Db Track Cover | D0TK100135 | Double track box style white 10'2" |
| Cover Sup Bracket | D0TK100134 | Standard cover support bracket |
| Db Cover Sup Bracket | D0TK100143 | Double cover support bracket |
| Box Cover Sup Bracket | D0TK100136 | Box cover support bracket |
| Db Support Bracket | D0TK100141 | Double mount 1-1/2", galv. |
| Db Support Bracket 3" | D0TK100313 | Double support bracket 3", 1 bend |
| Db Track Cover Std | D0TK100142 | Standard double track cover |

Trolley Hangers For Wood Doors

| Type | Part# | Description |
|-----------------------|------------|---|
| 9-1/2" Trolley Hanger | D0TY100098 | 9-1/2" Trolley Hanger |
| 9-1/2" Trolley/RB | D0TY100099 | 9-1/2" Trolley Hanger w/roller bearings |

Both with two way adjustments for 2" x 6" top rail doors

| | | |
|-----------------------|------------|---|
| 6-1/2" Trolley Hanger | D0TY100171 | 6-1/2" Trolley Hanger |
| 6-1/2" Trolley/RB | D0TY100172 | 6-1/2" Trolley Hanger w/roller bearings |

Both with two way adjustments for 2" x 6" top rail doors

| | | |
|------------------------|------------|--|
| Trolley W/Strap Hanger | D0TY100100 | Trolley with strap hanger |
| Trolley W/SH W/RB | D0TY100101 | Trolley w/strap hanger w/roller bearings |

Both with 2 piece strap, for doors 1-3/8" to 2-3/8" thick

| | | |
|-----------------------|------------|---|
| 6-1/2" Trolley Hanger | D0TY100171 | 6-1/2" Trolley Hanger |
| 6-1/2" Trolley/RB | D0TY100172 | 6-1/2" Trolley Hanger w/roller bearings |

Both with two way adjustments for 2" x 6" top rail doors

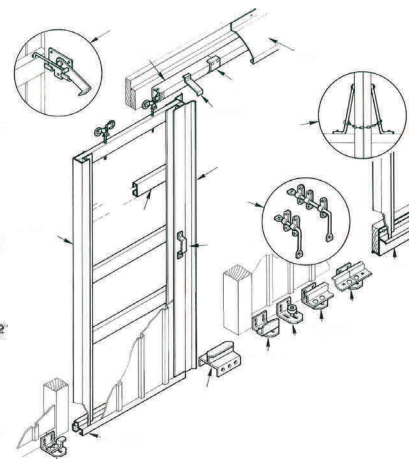
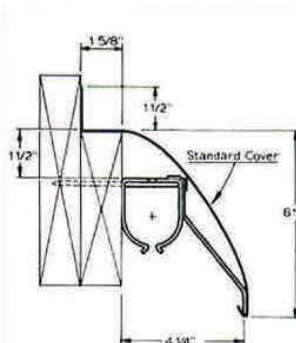
| | | |
|-----------------------|------------|--------------------------------------|
| Drop Strap Trolley | D0TY100104 | Door strap trolley, two hole |
| Drop Strap Trolley RB | D0TY100105 | Door strap trolley w/roller bearings |

Both with two way adjustable hanger, ideal for horse stalls

Trolley Hangers For Steel Doors

| Type | Part# | Description |
|-----------------------|------------|--|
| 6-3/4" Trolley Hanger | D0TY100102 | Trolley hanger for steel doors |
| 6-3/4" Trolley/RB | D0TY100172 | Trolley Hanger for steel w/roller bearings |

| | | |
|---------------------------------------|------------|---|
| Dble Trolley Hanger | D0TY100106 | Double trolley hanger w/roller bearings |
| With 9-1/2" pendant bolt for HD doors | | |



Door accessories

| Type | Part# | Use |
|-----------------------|------------|---|
| Center Guide Con | D0GS100227 | Center guide for concrete, 2 hole |
| Center Guide Hold Dn | D0GS100115 | Center guide with hold down, 6 hole |
| 5' Single Guide Rail | D0GS100111 | 5' guide rail with brackets -1-3/4" return |
| 6' Single Guide Rail | D0GS100200 | 6' guide rail with brackets -1-3/4" return |
| 7' Single Guide Rail | D0GS100284 | 7' guide rail with brackets -1-3/4" return |
| 5' Double Guide Rail | D0GS100146 | 5' double guide rail with brackets -1-3/4" return |
| Adj Door Stop w/ H Dn | D0GS100113 | Adjustable door stop with hold down |
| Adj Door Guide/Stop | D0GS100117 | Adjustable door guide or stop, white powd coat |
| HD Stay Roller | D0GS100119 | Heavy duty stay roller |
| Stay Roller | D0GS100122 | Stay roller ideal for horse stalls |
| HD Door Stop | D0GS100123 | Heavy duty door stop, not adjustable |
| Inside Door Stop | D0GS100159 | Jamb mount, engages door in open and closed |
| Adj Door Stop White | D0GS100121 | Adjustable door stop, 3hole, white powder coat |
| Adj Door Stop Zinc | D0GS100134 | Adjustable door stop, 3hole, zinc plated |
| Hat Section | D0TK100174 | Fastens track to flat of the pan, 4 hole |
| Center Guide | D0GS100116 | Center guide, extended for concrete |
| 9-1/2" Offset Bolt | D0TY100310 | 9-1/2" two way adjustable offset bolt |
| 6-1/2" Offset Bolt | D0TY100310 | 9-1/2" two way adjustable offset bolt |
| Db Support Bracket | D0TK100141 | Double mount 1-1/2", galv. |
| Db Support Bracket 3" | D0TK100313 | Double support bracket 3", 1 bend |
| Db Track Cover Std | D0TK100142 | Standard double track cover |
| Super Latch | D0DH100124 | Super latch deluxe door latch |
| Stay Tight Latch | D0DH100126 | Stay tight adjustable door latch |
| Striker Plate Deluxe | D0DH100128 | Deluxe striker plate for steel or wood |
| Striker Plate | D0DH100131 | Striker plate for steel or wood |
| Door Pull White | D0DH100129 | White powder coated door pull/handle |
| Center Chain Lock W | D0DH100137 | Center chain lock for wood doors |
| Chain lock to Jamb W | D0DH100138 | Chain lock to jamb for wood doors |
| Center Chain Lock S | D0DH100137 | Center chain lock for steel doors |
| Chain lock to Jamb S | D0DH100138 | Chain lock to jamb for steel doors |
| Cane Bolt | D0DH100130 | Cane bolt, 18" length |


ZINC PLATED AND STAINLESS STEEL WOOD LAG SCREWS

Wood lag screws for fastening to dimensional lumber and timbers. Additional sizes are available on request, min orders will apply. Available in full box orders only, imported. Ship from NY warehouse.

| Available Sizes | Qty/Box | Part# |
|---------------------|---------|----------------|
| 1/4" x 1-1/2" | 2,000 | DM14LB014X150Z |
| 1/4" x 2" | 1,500 | DM14LB014X200Z |
| 1/4" x 2-1/2" | 1,300 | DM14LB014X250Z |
| 3/16" x 1-1/2" Zinc | 700 | DM14LB375X150Z |
| 3/16" x 1-1/2" SS | 700 | DM14LB375X150S |
| 3/16" x 2-1/2" Zinc | 600 | DM14LB373X250Z |

#14 FULL 304 STAINLESS STEEL - WOOD SCREW

With full 304 stainless steel construction for the ultimate in full corrosion protection. 5/16" drive with bonded stainless steel / E.P.D.M. washer. Metal to wood applications. Bulk packaged, not bagged.



| Available Sizes | Qty/Box | Part# |
|-----------------|---------|------------|
| #14 x 1" | 2,500 | DM11864000 |
| #14 x 1-1/2" | 2,000 | DM11866000 |



DMI rFOIL CONCRETE UNDERPAD

Direct Metals, Inc. rFoil Concrete Underpad is an outstanding reflective insulation and puncture-resistant vapor barrier. It is composed of a double layer of high-strength polyethylene bubbles (up to 60 psi), sandwiched between on e layer of metalized aluminum, and a layer of clear polyethylene.

Designed for insulating under concrete slabs, beneath concrete over-pours, edge-slabs and expansion joints.

Direct Metals, Inc. rFoil Concrete Underpad provides exceptional thermal value and a strong, permanent vapor and radon barrier. It is a cost-effective alternative to rigid insulation, and is always installed with the clear side facing upwards.

Benefits of DMI Concrete Underpad:

- Reduces Radiant Heat Loss through Floors.
- High-Strength, Multi-Layer Vapor and Radon Barrier
- Cost-Effective Alternative to Rigid Foam Insulation.
- Improves Efficiency of In-floor Radiant Heating Systems
- Reduces Slab Reaction Time at System Start-up
- Saves energy Usage and Utility costs
- Easy to form around Obstructions.
- Installs Easily Over and Grade
- Withstands Job Site Traffic
- Folds Upward at Perimeter Footing.
- Is lightweight, and flexible
- Is unaffected by lime and other corrosive chemicals
- Provides Continuous Thermal Break below the Slab
- Keeps underground moisture away from Slab

Available Sizes

4' x 125'
6' x 125'

Part#

DR432048125
DR432072125

| Physical Properties | Test | Double Layer |
|--------------------------------|----------------|-----------------------------|
| Nominal Thickness | - | 5/16" |
| Fire Rating | ASTM E84-09 | Class A / Class 1 |
| Emissivity | ASTM C1371-04A | 0.057 |
| Reflectivity | ASTM E903 | 0.943 |
| Water Vapor Permeability | ASTM E96 | 0.42 Perms |
| Resistance to Fungi & Bacteria | ASTM C1149 | Does Not Promote Growth |
| Pliability | ASTM C1224-03 | No Cracking |
| Corrosiveness | ASTM D3310-00 | Pass |
| Bleeding and Delamination | ASTM C1224-03 | No Bleeding or Delamination |

DMI rFOIL ULTRA CBF CONCRETE BARRIER FOIL

Direct Metals, Inc. rFoil Ultra CBF is an outstanding reflective insulation and puncture-resistant vapor barrier. It is composed of pure aluminum, laminated between two layers of ultra-strong polyethylene bubble (up to 140 psi)

Designed for insulating under slabs, in-floor radiant heating, beneath concrete over-pours, edge-slabs, expansion joints, outside foundation walls, snow melt systems and under carpet.

Direct Metals, Inc. rFoil Ultra CBF is the ultimate under-slab insulation. It provides exceptional thermal value and a strong, permanent vapor and radon barrier. DMI Ultra CBF typically costs less than 2" rigid PE board insulation. Ultra CBF is easier to handle, cut and install than rigid foam insulation, yet has nearly six times the compression strength.

Benefits of DMI Ultra CBF:

- Reduces Radiant Heat Loss through Floors
- Strong 10 Mil Multi-Layer Vapor and Radon Barrier
- Cost-Effective Alternative to Rigid Foam Insulation
- Improves Efficiency of In-floor Radiant Heating Systems
- Saves Energy Usage and Utility Costs
- Easy to form around Obstructions.
- Installs Easily Over and Grade
- Withstands Job Site Traffic
- Folds Upward at Perimeter Footing
- Is lightweight, and flexible
- Is unaffected by lime and other corrosive chemicals
- Provides Continuous Thermal Break below the Slab
- Keeps underground moisture away from Slab
- Extends life of heating system
- Faster reaction time for Radiant Floor Heating
- Redirects Radiant Heat Energy back to living area

Available Sizes

4' x 125'

Part#

DR162048125

| Physical Properties | Double Layer |
|--|-------------------------|
| Nominal Thickness | 5/16" |
| Weight | 1.16 oz/sq ft |
| Temperature Range | -50deg F to 180 deg F |
| Emissivity | 43% |
| Reflectivity | 57% |
| Resistance to Fungi & Bacteria | Does Not Promote Growth |
| Water Vapor Permeance - ASTM E96, ONGC 51.33-M89 | <0.01 Perms |
| Tensile Strength | 21.13 lbs/sq in |
| Deflection (ASTM 1621) | <10% under 0.5 psi |
| Puncture Resistance | 85 lbs/sq in |
| Compressive Strength | 140 psi |
| Linear Shrinkage / Flexibility | None / No Cracking |




TAPCON™, THE ORIGINAL BLUE MASONRY SCREW HEX HEAD

The original masonry anchor that cuts threads into concrete, brick or hollow block. Popular uses include: Securing fixtures to masonry and block walls, or concrete flooring. Made in the U.S.A.

Maximum performance is achieved from the advanced thread form technology when the Tapcon™ Anchor, the Condrive installation tool, and the carbide-tipped Tapcon™ drill bits are used as a system. Available with painted heads.

Fast and easy - 3 anchors per minute. No hole spotting or insert required. Removable, slotted hex head with extended corrosion protection from the Blue Climaseal™ coating. Miami-Dade Approved.



| Sizes | Qty/Box | Qty/Ctn | Part# |
|----------------|---------|---------|-------------|
| 3/16" x 1-1/4" | 100 | 500 | DMIT3139407 |
| 3/16" x 1-3/4" | 100 | 500 | DMIT3141407 |
| 3/16" x 2-1/4" | 100 | 500 | DMIT3143407 |
| 3/16" x 2-3/4" | 100 | 500 | DMIT3145407 |
| 3/16" x 3-1/4" | 100 | 500 | DMIT3147407 |
| 3/16" x 3-3/4" | 100 | 500 | DMIT3149407 |
| 3/16" x 4" | 100 | 500 | DMIT3151407 |
| 1/4" x 1-1/4" | 100 | 500 | DMIT3153407 |
| 1/4" x 1-3/4" | 100 | 500 | DMIT3155407 |
| 1/4" x 2-1/4" | 100 | 500 | DMIT3177407 |
| 1/4" x 2-3/4" | 100 | 500 | DMIT3159407 |
| 1/4" x 3-1/4" | 100 | 500 | DMIT3161407 |
| 1/4" x 3-3/4" | 100 | 500 | DMIT3163407 |
| 1/4" x 4" | 100 | 500 | DMIT3165407 |
| 1/4" x 5" | 100 | 500 | DMIT3167407 |
| 1/4" x 6" | 100 | 100 | DMIT3205407 |

Part #'s above come with one drill bit per box, also available in bulk packaging. Made in the U.S.A.

TAPCON™, THE ORIGINAL BLUE MASONRY SCREW PHILLIPS HEAD

The original masonry anchor with a Phillips drive countersink head that cuts threads into concrete, brick or hollow block. Popular uses include: Wood headers and furring strips to masonry, HVAC strapping to masonry, plywood backer boards to masonry, and exterior insulation systems to masonry. Made in the U.S.A.

Maximum performance is achieved from the advanced thread form technology when the Tapcon Anchor, the Condrive installation tool, and the carbide-tipped Tapcon drill bits are used as a system. Available with painted heads.

Fast and easy - 3 anchors per minute. No hole spotting or insert required. Removable, Phillips flat head with extended corrosion protection from the Blue Climaseal coating. Miami - Dade Approved.



| Sizes | Qty/Box | Qty/Ctn | Part# |
|----------------|---------|---------|-------------|
| 3/16" x 1-1/4" | 100 | 500 | DMIT3169407 |
| 3/16" x 1-3/4" | 100 | 500 | DMIT3171407 |
| 3/16" x 2-1/4" | 100 | 500 | DMIT3173407 |
| 3/16" x 2-3/4" | 100 | 500 | DMIT3175407 |
| 3/16" x 3-1/4" | 100 | 500 | DMIT3177407 |
| 3/16" x 3-3/4" | 100 | 500 | DMIT3194407 |
| 3/16" x 4" | 100 | 500 | DMIT3181407 |
| 1/4" x 1-1/4" | 100 | 500 | DMIT3183407 |
| 1/4" x 1-3/4" | 100 | 500 | DMIT3185407 |
| 1/4" x 2-1/4" | 100 | 500 | DMIT3187407 |
| 1/4" x 2-3/4" | 100 | 500 | DMIT3189407 |
| 1/4" x 3-1/4" | 100 | 500 | DMIT3191407 |
| 1/4" x 3-3/4" | 100 | 500 | DMIT3193407 |
| 1/4" x 4" | 100 | 500 | DMIT3195407 |
| 1/4" x 5" | 100 | 500 | DMIT3197407 |
| 1/4" x 6" | 100 | 100 | DMIT3203407 |


Part #'s above come with one drill bit per box, also available in bulk packaging. Made in the U.S.A.

TAPCON™, MASONRY SCREW PHILLIPS HEAD, SILVER OR WHITE

The original masonry anchor with a Phillips drive countersink head that cuts threads into concrete, brick or hollow block. Now available with silver 1100 hour salt spray tested Ultrashield coating or full coat White Ultrashield 1500 hour salt spray tested coating. Made in the U.S.A. and Miami-Dade approved.

Fast and easy - 3 anchors per minute. No hole spotting or insert required. Removable, Phillips flat head with extended corrosion protection from the Ultrashield coatings.

Part #'s adjacent come with one drill bit per box, also available in bulk packaging. Made in the U.S.A. and Miami-Dade approved.



Silver Ultrashield Sizes

| Sizes | Qty/Box | Qty/Ctn | Part# |
|----------------|---------|---------|-------------|
| 3/16" x 1-1/4" | 100 | 500 | DMIT3170007 |
| 3/16" x 2-1/4" | 100 | 500 | DMIT3172007 |
| 3/16" x 2-3/4" | 100 | 500 | DMIT3366007 |
| 3/16" x 3-1/4" | 100 | 500 | DMIT3176007 |
| 3/16" x 3-3/4" | 100 | 500 | DMIT3178007 |

White Ultrashield Sizes

| Sizes | Qty/Box | Qty/Ctn | Part# |
|----------------|---------|---------|-------------|
| 3/16" x 1-3/4" | 100 | 500 | DMIT3402107 |
| 3/16" x 2-1/4" | 100 | 500 | DMIT3403107 |
| 3/16" x 2-3/4" | 100 | 500 | DMIT3404107 |
| 3/16" x 3-1/4" | 100 | 500 | DMIT3411107 |
| 3/16" x 3-3/4" | 100 | 500 | DMIT3429107 |
| 1/4" x 1-3/4" | 100 | 500 | DMIT3417107 |
| 1/4" x 2-1/4" | 100 | 500 | DMIT3410107 |
| 1/4" x 2-3/4" | 100 | 500 | DMIT3405107 |
| 1/4" x 3-1/4" | 100 | 500 | DMIT3433107 |
| 1/4" x 3-3/4" | 100 | 500 | DMIT3456107 |
| 1/4" x 4" | 100 | 500 | DMIT3432107 |

WINDOW TAPCON™, TRIM HEAD FOR WINDOW INSTALLATION, U.S.A.

Window installation anchor with 1/4" Miami-Dade approved shank and a recessed 3/16" head with a Phillips drive countersink head that cuts threads into concrete, brick, hollow block or wood. Recessed head fits into window tracks designed for 3/16" Tapcons. Full coat White Ultrashield 1500 finish. Part #'s are for bulk contractor boxes.



| Sizes | Qty/Box | Qty/Ctn | Part# |
|---------------|---------|---------|-------------|
| 1/4" x 1-3/4" | 1500 | 1500 | DMIT3458100 |
| 1/4" x 2-1/4" | 1500 | 1500 | DMIT3412100 |
| 1/4" x 2-3/4" | 1500 | 1500 | DMIT3413100 |
| 1/4" x 3-1/4" | 1000 | 1000 | DMIT3414100 |
| 1/4" x 3-3/4" | 1000 | 1000 | DMIT3466100 |
| 1/4" x 4" | 1000 | 1000 | DMIT3416100 |

Bulk packaging, no bit included. Made in the U.S.A.

STAINLESS STEEL TAPCON™, 410 SS MASONRY SCREW HEX HEAD

Same uses as our standard blue coated steel tapcons, except these

Tapcons are made of 410 stainless steel with a silver longlife corrosion resistant climaseal finish. A stainless steel masonry anchor that cuts threads into concrete, brick or hollow block. Popular uses include: Securing exterior fixtures, (including aluminum) to concrete, masonry walls and flooring. Made in the U.S.A.



| Sizes | Qty/Box | Qty/Ctn | Part# |
|---------------|---------|---------|-------------|
| 1/4" x 1-1/4" | 100 | 500 | DMIT3367907 |
| 1/4" x 1-3/4" | 100 | 500 | DMIT3368907 |
| 1/4" x 2-1/4" | 100 | 500 | DMIT3369907 |
| 1/4" x 2-3/4" | 100 | 500 | DMIT3370907 |
| 1/4" x 3-1/4" | 100 | 500 | DMIT3371907 |
| 1/4" x 3-3/4" | 100 | 500 | DMIT3372907 |
| 1/4" x 4" | 100 | 500 | DMIT3459907 |
| 1/4" x 5" | 100 | 500 | DMIT3460907 |
| 1/4" x 6" | 100 | 100 | DMIT3461907 |

Removable, slotted hex head with extended corrosion protection from the 410 SS and Silver Climaseal coating.

Part #'s above come with one drill bit per box, also available in bulk packaging. Made in the U.S.A. Miami Dade Approved.

STAINLESS STEEL TAPCON™, 410 SS MASONRY SCREW PFH HEAD

Same uses as our standard blue Phillips counter sink head Tapcons, except these Tapcons are made of 410 stainless steel with a silver longlife corrosion resistant climaseal finish. A stainless steel masonry anchor that cuts threads into concrete, brick or hollow block. Popular uses include: Wood headers and furring strips to masonry, HVAC strapping to masonry, plywood backer boards to masonry, and exterior insulation systems to masonry.



| Sizes | Qty/Box | Qty/Ctn | Part# |
|----------------|---------|---------|-------------|
| 3/16" x 1-1/4" | 100 | 500 | DMIT3434907 |
| 3/16" x 1-3/4" | 100 | 500 | DMIT3418907 |
| 3/16" x 2-1/4" | 100 | 500 | DMIT3419907 |
| 3/16" x 2-3/4" | 100 | 500 | DMIT3420907 |
| 3/16" x 3-1/4" | 100 | 500 | DMIT3421907 |
| 3/16" x 3-3/4" | 100 | 500 | DMIT3422907 |
| 1/4" x 1-1/4" | 100 | 500 | DMIT3373907 |
| 1/4" x 1-3/4" | 100 | 500 | DMIT3374907 |
| 1/4" x 2-1/4" | 100 | 500 | DMIT3375907 |
| 1/4" x 2-3/4" | 100 | 500 | DMIT3376907 |
| 1/4" x 3-1/4" | 100 | 500 | DMIT3377907 |
| 1/4" x 3-3/4" | 100 | 500 | DMIT3378907 |

Removable, Phillips flat head with extended corrosion protection from the 410 SS and Silver Climaseal coating. Made in the U.S.A. Miami Dade Approved.

Part #'s adjacent come with one drill bit per box, also available in bulk packaging.

MAXI-SET TAPCON™ MASONRY SCREW HEX (SILVER, WHITE, BRONZE)

Tapcon Maxi-set screw anchors are for applications that require more anchor bearing service. They are versatile screw anchors ideal for a wide variety of applications including, shutters (protective and decorative), screened porch and pool enclosures, various steel metal flashings, decorative wrought iron and wood nailers and plywood attachment.

Same reliable performance and speed of installation as a regular Tapcon with a larger 5/8" diameter flange that provides more bearing surface and increases pullover resistance.



Ultrashield silver (1100 hr) and white UltraShield long life (1500hr) finish deliver excellent corrosion resistance.

Silver Ultrashield Sizes

| Sizes | Qty/Box | Qty/Ctn | Part# |
|---------------|---------|---------|-------------|
| 1/4" x 1-3/4" | 1000 | 1000 | DMIT3294000 |
| 1/4" x 2-1/4" | 1000 | 1000 | DMIT3295000 |

White Ultrashield Sizes

| Sizes | Qty/Box | Qty/Ctn | Part# |
|---------------|---------|---------|-------------|
| 1/4" x 1-3/4" | 1000 | 1000 | DMIT3383100 |
| 1/4" x 2-1/4" | 1000 | 1000 | DMIT3384100 |
| 1/4" x 2-3/4" | 1000 | 1000 | DMIT3408100 |
| 1/4" x 3-1/4" | 750 | 750 | DMIT3409100 |

Also available with painted bronze head Made in the U.S.A. and Miami-Dade approved. Bulk packaging only.

300 SERIES STAINLESS STEEL HEAD TAPCON™ W/WASHER SCOTS

The SCOTS™ model is a premium concrete anchor that combines the corrosion protections of 300 series stainless steel with the well-known performance of Tapcon anchors. Suitable for many applications, including shutters (protective and decorative, screened porch and pool enclosures, aluminum fixtures, railings, metal roof, termination bar and flexible flashings. Assembled with a E.P.D.M. sealing washer "locks-out" moisture from building interior. Head paint available in white or bronze. Each box includes one drill bit of 100 fasteners. Made in the U.S.A.



| Sizes | Qty/Box | Qty/Ctn | Part# |
|---------------|---------|---------|-------------|
| 1/4" x 1-3/4" | 100 | 500 | DMIT3358407 |
| 1/4" x 2-1/4" | 100 | 500 | DMIT3359407 |

TAPCON™ XL 5/16" DIAMETER MASONRY SCREW

Extra large Tapcon anchors for extra large challenges. Delivering over 3,000 lbs of holding power in concrete, the XL family of screw anchors lives up to its claim as our heaviest duty, corrosion resistant, Tapcon Screw Anchor solution. Internal torx T-40 drive or Hex, Ultrashield Silver or White Ultrashield coating available on torx drive buttonhead and Ultrashield Silver available on Hex Maxi-set head. High performance alternative to sleeve anchors. Made in U.S.A.



Torx Buttonhead Sizes

| Sizes | Qty/Box | Qty/Ctn | Part# |
|------------------|---------|---------|-------------|
| 5/16" x 2-1/4" S | 100 | 800 | DMIT3395902 |
| 5/16" x 2-1/4" W | 100 | 800 | DMIT3397902 |
| 5/16" x 2-3/4" W | 100 | 800 | DMIT3398902 |

Hex Maxi-set Head Sizes

| Sizes | Qty/Box | Qty/Ctn | Part# |
|----------------|---------|---------|-------------|
| 5/16" x 2-1/4" | 100 | 800 | DMIT3502907 |
| 5/16" x 2-3/4" | 100 | 800 | DMIT3501907 |

SAMMYS™ FOR WOOD, Threaded Rod Suspended Anchor

Known as The Original Sammy super Screw, Sammys' for wood provide reduced installation costs and offer cost-effective time savings. Unlike other methods of overhead attachments, they require no pre-drilling into dimensional lumber and composite wood joists. Available in a wide range of fasteners lengths for 1/4, 3/8", 1/2" and M10 threaded rod. UL listings and FM approvals are available. Made in the U.S.A. Special installation tool available.

Three different types available :



Sammys' for wood vertical provide vertical hanging solutions.
Sammys' for wood Sidewinders provide a side mount solution.
Sammys' for wood Swivel, eliminates distortion of threaded rod and allows the rod to hang plumb in pitched applications.

Sammys™ for wood Vertical

| Sizes / Model | Rod Size | Qty/Ctn | Part# |
|------------------|----------|---------|------------|
| 1/4" x 1" GST100 | 1/4" | 125 | DTS8002957 |
| 1/4" x 2" GST200 | 1/4" | 125 | DTS8003957 |
| 1/4" x 3" GST300 | 1/4" | 125 | DTS8004957 |
| 1/4"x3/4" GST.75 | 3/8" | 125 | DTS8006957 |
| 1/4" x 1" GST10 | 3/8" | 125 | DTS8007557 |
| 1/4" x 2" GST20 | 3/8" | 125 | DTS8008957 |
| 1/4" x 3" GST30 | 3/8" | 125 | DTS8010957 |
| 1/4" x 4" GST40 | 3/8" | 125 | DTS8011925 |
| 1/4" x 6" GST60 | 3/8" | 125 | DTS8012925 |
| 1/4" x 2" GST2 | 1/2" | 125 | DTS8013925 |
| 1/4" x 3" GST3 | 1/2" | 125 | DTS8015925 |
| 1/4" x 4" GST4 | 1/2" | 125 | DTS8013925 |
| 1/4" x 6" GST6 | 1/2" | 125 | DTS8017925 |

Stainless Steel Shank Below

| | | |
|------------------------|-----|------------|
| 1/4" x 2" GST20SS 3/8" | 125 | DTS8068925 |
| 1/4" x 3" GST30SS 3/8" | 125 | DTS8069925 |
| #14 Black Nut Driver | 1 | DTS8113910 |

Sammys™ for wood Sidewinders

| Sizes / Model | Rod Size | Qty/Ctn | Part# |
|------------------|----------|---------|------------|
| 1/4" x 1" SWG100 | 1/4" | 125 | DTS8018957 |
| 1/4" x 2" SWG200 | 1/4" | 125 | DTS8019957 |
| 1/4" x 1" SWG10 | 3/8" | 125 | DTS8020957 |
| 1/4" x 2" SWG20 | 3/8" | 125 | DTS8021957 |
| 1/4" x 3" SWG30 | 3/8" | 125 | DTS8023925 |

Stainless Steel Shank Below

| | | |
|------------------------|-----|------------|
| 1/4" x 2" SWG20SS 3/8" | 125 | DTS8073925 |
| #14 RED Nut Driver | 1 | DTS8113910 |



Sammys™ for wood Swivel

| Sizes / Model | Rod Size | Qty/Ctn | Part# |
|---------------------------|----------|---------|------------|
| 1/4" x 2" SHGST20 | 3/8" | 125 | DTS8139957 |
| 1/4" x 3" SHGST30 | 3/8" | 125 | DTS8141957 |
| 5/16" x 1-3/4" SH-GST/CST | 20 | | |
| | 3/8" | 125 | DTS826957 |
| 5/16" x 1-3/4" SH-GST/CST | 20 | | |
| | 1/2" | 125 | DTS830957 |

| | | |
|-------------------------|---|------------|
| #14 Black Nut Driver | 1 | DTS8113910 |
| #14 SHG/C Orange Driver | 1 | DTS8273910 |



SAMMYS™ FOR METAL DECK, Pre-pour or Post-pour Suspended Anchor

Sammys for concrete pre-pour/post-pour suspended anchors is designed for installation into a minimum of 22 gauge steel deck prior to pour of structural concrete or after pour of lightweight concrete. Suitable for range II lightweight concrete slurry <=35 pounds per cubic foot. Easier to install than traditional metal deck inserts. Quick installation from bottom (below steel deck). Designed for 2-1/2" pipe maximum and is UL listed. Designed for use with 3/8" threaded rod. 1/4-20 x 1" Model XP20. This product is installed with the UXPIT tool and is Made in the U.S.A.



SAMMYS™ FOR CONCRETE, Structural Concrete Anchor

The original SAMMYS technology integrated with the original tapcon masonry anchor. Sammys for concrete vertical suspension anchors fill the need for reduced installation time, this method of overhead attachment in structural concrete requires a simple 1/4" pilot hole. Drill, Drive, Done. Available for 1/4", 3/8", 1/2", M8 and M10 threaded rod. FM approvals are available. Can be installed into structural concrete poured over metal deck. concrete installation kit available for a one tool installation process. Made in the U.S.A.



Sammys™ for Concrete Vertical

| Sizes / Model | Rod Size | Qty/Ctn | Part# |
|-----------------|----------|---------|------------|
| 1-3/4" CST200 | 1/4" | 125 | DTS8058957 |
| 1-3/4" CST20 | 3/8" | 125 | DTS8059957 |
| 1-3/4" CST2 | 1/2" | 125 | DTS8060925 |
| 1-3/4" CST200M8 | M8 | 125 | DTS8187957 |
| 1-3/4" CST20M10 | M10 | 125 | DTS8173957 |

Stainless Steel Vertical

| Sizes / Model | Rod Size | Qty/Ctn | Part# |
|----------------|----------|---------|------------|
| 1-3/4" CST20ss | 3/4" | 125 | DTS8145925 |

E-Z ANCOR™ SELF DRILLING DRYWALL ANCHOR

The original self-drilling drywall anchors for a variety of attachments in gypsum wallboard. No pre-drilling required. E-Z ancor products replace plastic plugs and toggles for quick, easy installation. Installs quickly and easily with a standard Phillips screwdriver or square drive bit. Deep thread design provides strong engagement in 3/8", 1/2" and 5/8" gypsum wallboard.

Applications include, electrical fixtures, thermostats, HVAC fixtures, picture frames, mirrors, shelving supports, curtain rods, chalk boards, clocks, smoke detectors and much more.

Available in corrosion resistant white nylon, Zinc die cast, or carbon steel. Stud solver (Zinc) attaches through single and double layers of gypsum wallboard, even if you hit the wood stud. EZ Toggle comes with zinc plated steel toggle and screws in package.



E-Z Products

Light duty

| Anchor Material | Qty/Ctn | Part# |
|-----------------|---------------|------------|
| White Nylon | 10-100 ct box | DMI5006902 |
| Zinc | 10-100 ct box | DMI5033902 |

Medium Duty

| Anchor Material | Qty/Ctn | Part# |
|-----------------|---------------|------------|
| White Nylon | 10-100 ct box | DMI5035902 |
| Zinc | 10-100 ct box | DMI5000902 |
| Stud Solver | 10-100 ct box | DMI5052900 |

Heavy Duty

| Anchor Material | Qty/Ctn | Part# |
|-----------------|------------|------------|
| EZ Toggle+screw | 500 ct box | DMI2017900 |

#9-15 WOODGRIP™ CONTROL SEAL

With control seal E.P.D.M. bell guard washer and VistaCoat long life anti corrosion coating on the entire screw. VistaCoat painted fasteners are available to match your panel colors. Metal to wood applications. 1/4" drive hex washer head. Packaged 250 pcs / bag

| Available Sizes | Qty/Box | Part# |
|--------------------|---------|--------------|
| #9 x 1" | 3,000 | DMI2V0161CCF |
| #9 x 1-1/2" | 2,500 | DMI2V0261CCF |
| #9 x 2" | 2,000 | DMI2V0381CCF |
| #9 x 2-1/2" | 1,500 | DMI2V0461CCF |
| #9 x 3" | 1,000 | DMI2V0485CCF |
| #12 X 3/4" SP STIT | 2,500 | DMI2V1701ECF |



| Pull Over | Pull out Pine: | Pull out Plywood | Pull out OSB | Buy American B.A.P: YES |
|-----------|----------------|------------------|--------------|-------------------------|
| 29ga: 577 | 1-1/2" : 748 | 3/4":565 | 23/32":276 | Shear: 933 |
| 26ga:637 | 1" : 542 | 5/8":498 | 19/32":261 | Tensile: 1500 |
| 24ga:704 | | 1/2":326 | 7/16":223 | Torsional: 60 inlbs |

9-15 TRUGRIP™ GT BONDED WASHER SP

Climaseal 1000 hour tested grey/silver coated. Painted fasteners available in with P3 35 year warranty powder coated head paint. Metal to wood applications. With 1/2" diameter bonded E.P.D.M. washer. 1/4" drive hex washer head. Packaged 250 pcs / bag

| Available Sizes | Qty/Box | Part# |
|-----------------|---------|------------|
| #9 x 1" | 4,000 | DMI1262053 |
| #9 x 1-1/2" | 2,500 | DMI1264053 |
| #9 x 2" | 2,000 | DMI1267053 |
| #9 x 2-1/2" | 1,500 | DMI1268053 |
| #9 x 3" | 1,000 | DMI1269053 |
| #12 x 3/4" | 4,000 | DMI1270053 |



| Pull Over With Washer | Pull out Pine: 2" x 4" | Pull out Steel Gage | Pull out Plywood | Painted Head Warranty 35Yrs |
|-----------------------|------------------------|---------------------|------------------|-----------------------------|
| 26ga: 515 | 1-1/2" : 872 | 26ga:171 | | Shear: 1200 lbs |
| 24ga: 674 | 1" : 571 | 24ga:252 | | Tensile: 1800 lbs |
| 22ga: 875 | | 22ga:329 | | Torque: 50 lbs |

#10 HILO WOODGRIP™ TP-17

With bonded E.P.D.M. washer and TP-17 slotted cut point to help reduce penetration shavings. The Woodgrip HL has a 1 mil mechanical galv coating and VistaCoat long life anti corrosion coating on the entire screw. VistaCoat painted fasteners are available to match your panel colors. Metal to wood applications. 1/4" drive hex washer head. Packaged 250 pcs / bag

| Available Sizes | Qty/Box | Part# |
|-----------------|---------|--------------|
| #10 x 1" | 3,000 | DMI2V1008CDF |
| #10 x 1-1/2" | 2,500 | DMI2V1012CDF |
| #10 x 2" | 2,000 | DMI2V1016CDF |
| #10 x 2-1/2" | 1,500 | DMI2V1024CDF |
| #10 x 3" | 1,000 | DMI2V1024CDF |



| Pull Over | Pull out Pine: | Pull out Plywood | Pull out OSB | Buy American B.A.P: YES |
|-----------|----------------|------------------|--------------|-------------------------|
| 29ga: 577 | 1-1/2" : 820 | 3/4":560 | 23/32":272 | Shear: 933 |
| 26ga: 637 | 1" : 524 | 5/8":484 | 19/32":258 | Tensile: 1500 |
| 24ga:704 | | 1/2":324 | 7/16":216 | Torsional: 60 inlbs |

#10-16 DMI TRUGRIP™ HILO TP-17

With Hilo thread and Type 17 cut point and Anti-Pigtail technology to help eliminate installation burrs. Climaseal 1000 hour tested grey/silver coated. Painted fasteners available in with P3 35 year warranty powder coated head paint. Metal to wood applications. 1/4" drive hex washer head. Packaged 250 pcs / bag

| Available Sizes | Qty/Box | Part# |
|----------------------|---------|------------|
| #10 x 1" | 2,500 | DMI1801053 |
| #10 x 1-1/2" | 2,500 | DMI1802053 |
| #10 x 2" | 2,000 | DMI1803053 |
| #10 x 2-1/2" | 1,500 | DMI1804053 |
| #10 x 3" | 1,000 | DMI1805053 |
| #14 x 1" (5/16H) | 2,500 | DMI1525053 |
| #14 x 1-1/2" (5/16H) | 2,000 | DMI1526053 |



| Pull Over | Pull out Pine: 2" x 4" | Pull out Steel Gage | Painted Head Warranty 35Yrs |
|------------|------------------------|---------------------|-----------------------------|
| 26ga: 548 | 1-1/2": 1358 | 26ga:151 | Shear: 1200 lbs |
| 24ga: 932 | 1" : 753 | 24ga:238 | Tensile: 1927 lbs |
| 22ga: 1122 | | 22ga:291 | Torque: 71 lbs |

#12-8 WOODGRIP™ XG (High Pullout)

With control seal E.P.D.M. bell guard washer and VistaCoat™ long life anti corrosion coating on the entire screw. Vista coat painted fasteners are available to match your panel colors. #12 Diameter XG is designed for higher pullout values and strip out resistance into OSB. Metal to wood applications. 1/4" drive hex washer head. Packaged 250 pcs / bag

| Pull Over | Pull out SPF: | Pull out Plywood | Pull out OSB | Buy American B.A.P: YES |
|-----------|---------------|------------------|--------------|-------------------------|
| 29ga: 577 | 1-1/2" : 874 | 3/4":587 | 23/32":524 | Shear: 1946 |
| 26ga:637 | 1" : 571 | 5/8":446 | 19/32":458 | Tensile: 2183 |
| 24ga:800 | 1"x4" :599 | 1/2":384 | | Torsional: 60 inlbs |

| Available Sizes | Qty/Box | Part# |
|-----------------------|---------|--------------|
| #12 x 3/4" SP Stitch | 3,000 | DMI2V1701ECF |
| #12 x 1" | 2,500 | DMI2V1806EMF |
| #12 x 1-1/2" | 2,000 | DMI2V1841EMF |
| #12 x 2" | 1,500 | DMI2V1851EMF |
| #12 x 2-1/2" | 1,000 | DMI2V1856EMF |
| #12 x 3" | 1,000 | DMI2V1861EMF |
| #12 x 3-1/2" (not XG) | 500 | DMI2S123312W |



STONE COATED FASTENER, #9 TRUGRIP™ with no washer

Climaseal Grey coated HWH. Metal to wood applications. 1/4" drive hex washer head. Packaged 250 pcs / bag or bulk full cartons

| Pull Over With Washer | Pull out Pine: 2" x 4" | Pull out Steel Gage | Painted Head Warranty 35Yrs |
|-----------------------|------------------------|---------------------|-----------------------------|
| 26ga: 515 | 1-1/2" : 872 | 26ga:171 | Shear: 1200 lbs |
| 24ga: 674 | 1" : 571 | 24ga:252 | Tensile: 1800 lbs |
| 22ga: 875 | | 22ga:329 | Torque: 50 lbs |



| Available Sizes | Qty/Box | Part# |
|--------------------|---------|------------|
| #9 x 1" | 7,000 | DMI1271000 |
| #9 x 1-1/2" | 4,000 | DMI1272000 |
| #9 x 2" | 3,000 | DMI1273000 |
| #9 x 2-1/2" | 1,500 | DMI1275000 |
| #9 x 3" | 1,500 | DMI1276000 |
| #14 x 1-1/2" 5/16h | 3,000 | DMI1558000 |
| #12 x 3/4" | 4,000 | DMI1277000 |

Bulk full carton part numbers listed. Also available packaged 250 pieces per bag.

#10 LINER PANEL SCREW

LP Woodgrip™ with out washer painted white. With EG galv shank for liner panel installation. T-25 lobed driver installation. Available in 1" only with TP-17 Cutpoint. (Picture shown with washer, washer not available)

| Pull Over With Washer | Pull out Pine: 2" x 4" | | T-25 Drive | Buy American B.A.P: YES |
|-----------------------|------------------------|----------------|---------------|-------------------------|
| 26ga: 637 | 1-1/2" : 820 | | Painted White | Shear: 933 lbs |
| 24ga: 800 | 1" : 524 | | | Tensile: 1500 lbs |
| 29ga: 577 | | Drill capacity | :24 GA | Torque: 60 lbs |

| Available Sizes | Qty/Box | Part# |
|-----------------|---------|---------------|
| #10 x 1" | 3,000 | DMI2A0308001F |

Available painted white only.




#10 ECLIPSE LOW PROFILE

With low profile head and zinc plating. With E.P.D.M. sealing washer. Metal to wood applications. Torx Drive T-25. Packaged 500 pcs / bag

| Pull Over | Pull out Pine: 2" x 4" | Pull out OSB | Pull out Plywood | Full Box Orders Only |
|-----------|------------------------|--------------|------------------|----------------------|
| 29ga: 688 | 1" : 517 | 7/16":306 | 3/4": 716 | Shear: 1653 lbs |
| 26ga: 879 | | | 5/8": 515 | Tensile: 2023 lbs |
| | | | 1/2": 398 | Torque: 75 lbs |

| Available Sizes | Qty/Box | Part# |
|-----------------|---------|-------------|
| #10 x 1" | 3,000 | DMI3EW1010F |
| #10 x 1-1/2" | 2,500 | DMI3EW1015F |
| #10 x 2" | 2,000 | DMI3EW1020F |
| #10 x 2-1/2" | 1,500 | DMI3EW1025F |
| #10 x 3" | 1,000 | DMI3EW1030F |



#1/4-14 x 7/8" IMPAX™ SEALER STITCH #1

With cupped head and seal washer with VistaCoat coating. Metal to Metal, Panel to Panel stitch applications up to 18 gauge. 5/16" HWH Drive. Packaged 250 pcs / bag and 2,500 pcs / box

Part# DMI2V5076-FFF



#10-16 WOODZAC™

Over 20 years on the market, our most popular longlife fastener. With a long life capped alloy head warranted not to red rust for a period of 20 years. Metal to wood applications. HiLo Thread, Type-17 cut point. 5/16" Drive with ZAC™ bell shaped head that encapsulates washer. Packaged 250 pcs / bag

| Pull Over | Pull out SPF: | Pull out Plywood | Pull out OSB | Buy American B.A.P: YES |
|-----------|---------------|------------------|--------------|-------------------------|
| 29ga: 577 | 1-1/2" : 820 | 3/4": | | Shear: 933 |
| 26ga: 637 | 1" : 524 | 5/8": | | Tensile: 1500 |
| 24ga: 800 | 1"x4" : 599 | 1/2": | | Torsional: 60 in-lbs |

| Available Sizes | Qty/Box | Part# |
|----------------------|---------|--------------|
| #10 x 1" | 2,500 | DMI2A1066DNF |
| #10 x 1-1/2" | 2,000 | DMI2A1071DNF |
| #10 x 2" | 1,500 | DMI2A1076DNF |
| #10 x 2-1/2" | 1,000 | DMI2A1081DNF |
| #10 x 3" | 1,000 | DMI2A1086DNF |
| #12 x 3/4" SP Stitch | 2,500 | DMI2A1705FLF |




#10 ZXL™ KS2

With Long life alloy head and warranty not to red rust. Metal to wood applications. Type-17 cut point. 5/16" Drive with bell shaped head that encapsulates loose seal washer. Packaged 250 pcs / bag Available powder coat paint, allow 5-6 days.

| Pull Over | Pull out SPF: | Pull out Plywood | Pull out OSB | Buy American B.A.P: NO |
|-----------|---------------|------------------|--------------|------------------------|
| 29ga: | 1-1/2" : 1042 | 3/4": 707 | 7/16": 310 | Shear: 933 |
| 26ga: | 1" : 492 | 5/8": 591 | | Tensile: 1500 |
| 24ga: | 2"x4" : 1052 | 1/2": 400 | | Torsional: 60 inlbs |

| Available Sizes | Qty/Box | Part# |
|-----------------|---------|-------------|
| #10 x 1" | 3,000 | DMI3ZXLW100 |
| #10 x 1-1/2" | 2,500 | DMI3ZXLW150 |
| #10 x 2" | 2,000 | DMI3ZXLW200 |
| #10 x 2-1/2" | 1,500 | DMI3ZXLW250 |



#12-8 WOODZAC™ XG HIGH PULLOUT FASTENER

With Long life capped alloy ZAC™ head. Metal to wood applications with high pullout values. 5/16" Drive AFH Hex Head. 20 year head warranty. Our suggested long life fastener for metal roofing panel installation into OSB.

| Pull Over | Pull out SPF: | Pull out Plywood | Pull out OSB | Buy American B.A.P: YES |
|-----------|---------------|------------------|--------------|-------------------------|
| 29ga: | 1-1/2" : 874 | 3/4": 587 | 23/32": 524 | Shear: 1946 |
| 26ga: | 1" : 571 | 5/8": 446 | 19/32": 458 | Tensile: 2183 |
| 24ga: | 1"x4" : 599 | 1/2": 384 | | Torsional: 60 inlbs |

| Available Sizes | Qty/Box | Part # |
|-----------------|---------|--------------|
| #12 x 1" | 2,500 | DMI2A1807FCF |
| #12 x 1-1/2" | 2,000 | DMI2A1842FCF |
| #12 x 2" | 1,500 | DMI2A1852FCF |
| #12 x 2-1/2" | 1,000 | DMI2A1857FCF |
| #12 x 3" | 1,000 | DMI2A1882FCF |




#1/4-14 x 7/8" ZAC™ IMPAX™ STITCH SD#1

With Long life capped head and warranty against red rust on head of screw. Metal to Metal panel stitch applications. 5/16" Drive or 3/8" Drive (please specify). See Impax Stitch for Specifications. Packaged 250 pcs / bag and 2,000 pcs / box Part# DMI2S5031FMF



#14 ZAC™ TAPPER-REPLACEMENT FASTENER-MTW

With ZAC 20 year warranty head and E.P.D.M. seal washer. A high quality replacement fastener for old nails, #9, #10 and #12 Metal to wood screws. Metal to wood and metal to light gage metal applications. 3/8" Hex drive w/cutpoint. See specifications above. TP:AB. Packaged 250 pcs / bag



| Available Sizes | Qty/Box | Part# |
|--------------------|---------|--------------|
| #14 x 1" | 2,000 | DMI2A4395FMF |
| #14 x 1-1/4" AB SE | 2,000 | DMI2A4428FMF |
| #14 x 1-1/2" | 1,500 | DMI2A4485FMF |
| #14 x 2" | 1,000 | DMI2A4513FMF |
| #14 x 2-1/2" | 1,000 | DMI2A4510FMF |

#17 ZAC™ TAPPER - REPLACEMENT FASTENER

With ZAC 20 year warranty head and E.P.D.M. seal washer. A high quality replacement fastener for old #12 and #14 stitch and lap fasteners. Metal to wood and metal to light gauge metal applications. 3/8" Hex drive. Buy American Plan. Packaged 250 pcs / bag Available in: #17 x 1" 1,500 Part# DMI2A8045LFF #17 x 1-1/2" 1,000 Part# DMI2A8066LFF



#9-15 WOODMAC™ STAINLESS STEEL CAP HEAD

With 304 Series Stainless Steel capped head and **warranty** against red rust on head of screw. Metal to wood applications. 1/4" HWH Drive, with E.P.D.M. seal washer. Packaged 250 pcs / bag

| Pull Over | Pull out SPF: | Pull out Plywood | Pull out OSB | Buy American B.A.P: YES |
|-----------|---------------|------------------|--------------|-------------------------|
| 29ga:380 | 1-1/2" : 748 | 3/4": | 23/32": | Shear: 933 |
| 26ga:500 | 1" : 542 | 5/8": | 19/32": | Tensile: 1500 |
| 24ga:710 | 1"x4" : | 1/2": | | Torsional: 60 inlbs |



| Available Sizes | Qty/Box | Part# |
|---------------------|---------|--------------|
| #9 x 1" | 2,500 | DMI2CO188CAF |
| #9 x 1-1/2" | 2,000 | DMI2CO268CAF |
| #9 x 2" | 1,500 | DMI2CO388CAF |
| #9 x 2-1/2" | 1,000 | DMI2CO488CAF |
| #9 x 3" | 1,000 | DMI2CO488CAF |
| #12 x 3/4"SP Stitch | 2,500 | DMI2A1708EYF |

#10 ST-XL™ SSC STAINLESS STEEL CAP HEAD

With 304 series stainless steel capped head and **warranty** against red rust on head of screw. With Zinc plated shank and TP-17 cutpoint. Metal to wood applications, 1/4" Drive. Packaged 250 pcs / bag Painted ST-XL SSC fasteners may have extended lead times of 5 to 14 days.



| Available Sizes | Qty/Box | Part# |
|-----------------|---------|-----------|
| #10 x 1" | 3,000 | DMI3XL100 |
| #10 x 1-1/2" | 2,500 | DMI3XL150 |
| #10 x 2" | 2,000 | DMI3XL200 |
| #10 x 2-1/2" | 1,500 | DMI3XL250 |
| #10 x 3" | 1,000 | DMI3XL300 |

#10 SCOTS TRUGRIP™ STAINLESS STEEL CAP HEAD

With Long life 304 series stainless steel head. Hi-lo thread and TP-17 cutpoint and climaseal shank coating. Metal to wood applications, 1/4" Drive. 35 year warranty available on Powdercoated painted fasteners, and lifetime warranty on stainless head. Packaged 250 pcs / bag

| Available Sizes | Qty/Box | Part# |
|-----------------|---------|------------|
| #10 x 1" | 2,500 | DMI1951053 |
| #10 x 1-1/2" | 2,500 | DMI1953053 |
| #10 x 2" | 1,500 | DMI1955053 |
| #10 x 2-1/2" | 1,000 | DMI1957053 |
| #12 x 3/4" | 4,000 | DMI1691053 |

| Pull Over | Pull out 2x4 Pine | Pull out Plywood | Pull out Steel | Buy American B.A.P: NO |
|-----------|-------------------|------------------|----------------|------------------------|
| 26ga: 548 | 1-1/2" : 1358 | 3/4":587 | 26GA:151 | Shear: 1200 |
| 24ga:932 | 1" : 753 | 5/8":446 | 24GA:238 | Tensile: 1927 |
| 22ga:1122 | 1/2" :256 | 1/2":384 | 22GA:291 | Torsional: 71 inlbs |



#14 SCOTS™ STAINLESS STEEL CAP HEAD STITCH LAP SD#1

With Long life 304 series stainless steel head. Stitch lap anti-backout thread with #1 drill point. Metal to metal, panel overlap applications. 5/16" Drive. Available with 35 year paint warranty and lifetime warranty on stainless head. Packaged 250 pcs / bag and 2,500 pcs / box #14 x 7/8" Stitch TEK1 Packaged 2,500 / box Part # DMI1387253



#10 410 STAINLESS STEEL STONE COATED PANEL FASTENER

With Full 410 series stainless hex head fastener with senti coating. Metal to wood applications for stone coated metal roofing panels. SP Point, no washer, no warranty * 410 stainless - will red rust. 1/4" drive Specifications: See values for Woodgrip Hilo.

| Available Sizes | Qty/Box | Part# |
|-----------------|---------|-------------|
| #10 x 2" | 2,000 | DMI241020NW |
| #10 x 2-1/2" | 1,500 | DMI241025NW |

#14 FULL 304 STAINLESS STEEL - REPLACEMENT FASTENER - MTW

With full 304 stainless steel construction for the ultimate in full corrosion protection. 5/16" or 3/8" drive depending on length and bonded stainless steel / E.P.D.M. washer. A high quality replacement fastener for old nails, #9, #10 and #12 Metal to wood screws. Metal to wood and metal to light gage metal applications. Bulk packaged, not bagged. Metal to wood applications, 1/4" Drive. Packaged 250 pcs / bag

| Available Sizes | Qty/Box | Part# |
|-----------------|---------|------------|
| #14 x 1" | 2,500 | DMI1864000 |
| #14 x 1-1/2" | 2,000 | DMI1866000 |

| Pull Over | Pull out SPF: | Pull out Plywood | Pull out Steel | Buy American B.A.P: YES |
|-----------|---------------|------------------|----------------|-------------------------|
| 22ga:1237 | 1-1/2" : | 3/4": | 26GA:647 | Shear: 1520 |
| 26ga:647 | 1" : 1013 | 5/8": | 24GA:790 | Tensile: 3370 |
| 24ga:790 | 1"x4" : | 1/2": | 22GA:1237 | Torsional: 125 inlbs |



#9 FULL 304 STAINLESS STEEL WOODGRIP - 20 YR

With Full 304 Series Stainless construction and aluminum washer guard. Metal to wood applications. Popular for installation of aluminum panels and PVC Liner Panels. Pre-drill required for installation in steel panels 1/4" Drive hex head. Packaged 250 pcs / bag

| Available Sizes | Qty/Box | Part# |
|-----------------|---------|--------------|
| #9 x 1" | 3,000 | DMI2E0225CKF |
| #9 x 1-1/2" | 2,500 | DMI2E0270CKF |
| #9 x 2" | 2,000 | DMI2E0272CKF |
| #9 x 2-1/2" | 1,500 | DMI2E0275CKF |
| #9 x 3" | 1,000 | DMI2E0277CKF |

| Pull Over | Pull out S,PINE,FIR: | Pull out Plywood | Pull out OSB | Buy American B.A.P: YES |
|-----------|----------------------|------------------|--------------|-------------------------|
| 29ga: 577 | 1-1/2" : 578 | 3/4": | 23/32": | Shear: 1550 |
| 26ga:637 | 1" : 542 | 5/8": | 19/32": | Tensile: 1657 |
| 24ga:800 | 1"x4" : | 1/2": | | Torsional: 50 inlbs |



#10 FULL 304 STAINLESS STEEL UNISEAL - 20 YR

With full 1 piece 300 series stainless construction and warranty against red rust. Metal to wood applications. Popular for installation of aluminum panels, PVC liner panels and metal roofing panels on coastal applications. Pre-drill required for installation in steel panels. 1/4" Drive Hex Head. Unthreaded portion by head and E.P.D.M. seal style washer. Packaged 250 pcs / bag

| Available Sizes | Qty/Box | Part# |
|-----------------|---------|------------|
| #10 x 1" | 3,000 | DMI3USS100 |
| #10 x 1-1/2" | 2,500 | DMI3USS150 |
| #10 x 2" | 2,000 | DMI3USS200 |
| #10 x 2-1/2" | 1,500 | DMI3USS250 |
| #10 x 3" | 1,000 | DMI3USS300 |

| Pull Over | Pull out SPF: | Pull out Plywood | Pull out OSB | Buy American B.A.P: NO |
|-----------|---------------|------------------|--------------|------------------------|
| 29ga: 683 | 1-1/2" : | 3/4":633 | 7/16":390 | Shear: 1034 |
| 26ga:870 | 1" : 685 | | | Tensile: 1135 |
| 24ga: | 1"x4"PT :785 | 1/2":415 | | Torsional: 48 inlbs |

Painted UNISEAL stainless steel fasteners may have extended lead times of 5 to 14 days.



#9 BI-METAL HEX 304 STAINLESS STEEL - 40 YR

Revolutionary new fastener with full stainless steel construction and a carbon steel fused tip. Our only full 300 series stainless steel fastener capable of penetrating metal roofing panels without pre-drilling. 40 year limited corrosion warranty, that covers labor and materials. Compatible with ACQ lumber. Painted fasteners will have 3-6 day lead time. 1/4" HWH Drive. 250 pcs / bag

| Available Sizes | Qty/Box | Part# |
|----------------------|---------|--------------|
| #9 x 1" | 3,000 | DMI2E4160CUF |
| #9 x 1-1/2" | 2,500 | DMI2E4260CUF |
| #9 x 2" | 2,000 | DMI2E4380CUF |
| #9 x 2-1/2" | 1,500 | DMI2E4460CUF |
| #12 x 1" SD#1 Stitch | 500 | DMI21123164 |

| Pull Over | Pull out SPF: | Pull out Plywood | Pull out OSB | Buy American B.A.P: YES |
|-----------|---------------|------------------|--------------|-------------------------|
| 29ga: 378 | 1-1/2" : 748 | 3/4": | 23/32": | Shear: 1550 |
| 26ga:519 | 1" : 542 | 5/8": | 19/32": | Tensile: 1657 |
| 24ga:704 | 1"x4" : | 1/2": | | Torsional: 50 inlbs |



#9 BI-METAL LOW PROFILE 304 STAINLESS STEEL - 40 YR

Revolutionary new fastener with full stainless steel construction and a carbon steel fused tip. Low profile head with a T-25 drive, beveled edges on the fastener trick the human eye to make the fastener almost appear invisible when installed in the flat of the panel. Full 304 series stainless steel fastener capable of penetrating metal roofing panels without pre-drilling. 40 year limited corrosion warranty, that covers labor and materials. Compatible with ACQ lumber. Painted fasteners will have 3-6 day lead time. 250 pcs / bag

| Available Sizes | Qty/Box | Part# |
|-----------------|---------|-------------|
| #9 x 1" | 3,000 | DMI21119934 |
| #9 x 1-1/2" | 2,500 | DMI21124180 |
| #9 x 2" | 2,000 | DMI21119937 |
| #9 x 3" | 1,000 | DMI21119938 |

| Pull Over | Pull out SPF: | Pull out Plywood | Pull out OSB | Buy American B.A.P: YES |
|-----------|---------------|------------------|--------------|-------------------------|
| 29ga: 378 | 1-1/2" : 748 | 3/4": | 23/32": | Shear: 1550 |
| 26ga:519 | 1" : 542 | 5/8": | 19/32": | Tensile: 1657 |
| 24ga:704 | 1"x4" : | 1/2": | | Torsional: 50 inlbs |



#14 WOODGRIP™ TAPPING SCREW -REPLACEMENT FASTENER -MTW

With bond seal E.P.D.M. washer and VistaCoat coating. Our entry level replacement fastener for old nails, #9, #10 and #12 metal to wood screws. Metal to wood and metal to light gage metal applications. 5/16" Drive w/cutpoint for 1" to 2' length fasteners, longer lengths may have type a point and larger 3/8" drive head. 250 / bag. ZPA are Zinc Plated Type A. 250 / bag

| Pull Over | Pull out SPF: | Pull out Plywood | Pull out OSB | Buy American B.A.P: YES |
|-----------|---------------|------------------|--------------|-------------------------|
| 22ga:1092 | 1-1/2" : | 3/4": | 23/32": | Shear: 2400 |
| 26ga:584 | 1" : 1013 | 5/8": | 19/32": | Tensile: 3500 |
| 24ga:810 | 1"x4" : | 1/2": | 5/16" HWH | Torsional: 125 inlbs |

Available Sizes

#14 x 1"
#14 x 1-1/2"
#14 x 2"
#14 x 2-1/2"
#14 x 3"
#14 x 4" ZPA
#14 x 6" ZPA

Qty/Box

2,500
2,000
1,500
1,000
1,000
1,000
500


Part#

DMI2V3321GBF
DMI2V3438GBF
DMI2V3531GBF
DMI2A3597GBF
DMI2A3626GBF



#14 ZAC™ TAPPER-REPLACEMENT FASTENER-MTW

With ZAC 20 year warranty head and E.P.D.M. seal washer. A high quality replacement fastener for old nails, #9, #10 and #12 metal to wood screws. Metal to wood and metal to light gage metal applications. 3/8" Hex drive w/cutpoint. See specifications above. TP:AB
Packaged 250 pcs / bag



Available Sizes

#14 x 1"
#14 x 1-1/4" AB SE
#14 x 1-1/2"
#14 x 2"
#14 x 2-1/2"

Qty/Box

2,000
2,000
1,500
1,000
1,000

Part#

DMI2A4395FMF
DMI2A4428FMF
DMI2A4485FMF
DMI2A4513FMF
DMI2A4510FMF


#17 WOODGRIP™ TAPPER - REPLACEMENT FASTENER

With bond seal E.P.D.M. washer and VistaCoat coating. Our entry level replacement fastener old #12 and #14 stitch and lap fasteners. Metal to wood and metal to light gage metal applications. 3/8" Hex drive. Buy American Plan. Packaged 250 pcs / bag. Also #17 Maxiseal Head 2,500/box #17 x 1" 2000 / box Part #DMI2A6040KJF or #17 x 1-1/2" 1,500 / box Part# DMI2A6060KJ



#17 ZAC™ TAPPER - REPLACEMENT FASTENER

With ZAC 20 year warranty head and E.P.D.M. seal washer. A high quality replacement fastener for old #12 and #14 stitch and lap fasteners. Metal to wood and metal to light gage metal applications. 3/8" Hex drive. Buy American Plan. Packaged 250 pcs / bag #17 x 1" 1,500 / box Part # DMI2A8045LFF or #17 x 1-1/2" 1,000 / box Part# DMI2A8066LFF



#14 FULL 304 STAINLESS STEEL - REPLACEMENT FASTENER - MTW

With full 304 stainless steel construction for the ultimate in full corrosion protection. 5/16" or 3/8" drive depending on length and bonded stainless steel / E.P.D.M. washer. A high quality replacement fastener for old nails, #9, #10 and #12 metal to wood screws. Metal to wood and metal to light gauge metal applications. Bulk packaged, not bagged.

| Pull Over | Pull out SPF: | Pull out Plywood | Pull out Steel | Buy American B.A.P: YES |
|-----------|---------------|------------------|----------------|-------------------------|
| 22ga:1237 | 1-1/2" : | 3/4": | 26GA:647 | Shear: 1520 |
| 26ga:647 | 1" : 1013 | 5/8": | 24GA:790 | Tensile: 3370 |
| 24ga:790 | 1"x4" : | 1/2": | 22GA:1237 | Torsional: 125 inlbs |

Available Sizes


#14 x 1"
#14 x 1-1/2"
#14 x 2"
#14 x 3"
#14 x 4"
#14 x 5"
#14 x 6"

Qty/Box

2,500
2,000


Part#

DMI1864000
DMI1866000
DMI2E0700HP
DMI2E0740HP
DMI2E0780HP
DMI2E0820HP
DMI2E0840HP




#17 FULL 304 STAINLESS STEEL - REPLACEMENT FASTENER

With full 304 stainless steel construction for the ultimate in full corrosion protection. A high quality replacement fastener for old #12 and #14 stitch and lap fasteners. 3/8" Hex drive. Buy American Plan. Packaged 250 pcs / bag #17 x 1" 2000 / box Part# DMI2E1980KP



#17-14 304 STAINLESS STEEL HEAD - REPLACEMENT FASTENER

With 304 stainless steel construction capped head with fully coated shank. Available with 35 year warranty powdercoated paint. A high quality replacement fastener for old #12 and #14 stitch and lap fasteners. 3/8" HWH drive. Buy American Plan. Packaged 50 pcs / bag OR 100 pcs/ bag #17-14 x 1" 1,500 / box Part #DMI1180225



PANELMASTER™ SEMI-AUTOMATED METAL FASTENING SYSTEM



Belted fastener system that helps reduce installation time and worker fatigue. For the first time high quality metal roofing fasteners are available collated including Woodgrip, WoodZac, WoodMac, and 40 year Bi-metal fasteners. Installing high quality metal roofing fasteners is now fast, easy, and affordable.

Increased speed of installation, no more wrestling with screws to get them in a socket, no more dropped fasteners, no more over-driving screws, no more ruined washers, increased speed of installation and increased consistency, the Panel Master system is the future of fastener installation and it is available now.

Improved working ergonomics: Stand-up roof attachment, 2 height adjustments allowing installers to install fasteners in an upright position, relieving stress on the knees and backs of your installers.

Fasteners installed uniformly every time, set your gun one time with the adjustable depth finder. Once set you can install fasteners perfectly without over or under tightening in an easy one step installation.

Eliminate the need to pre-drill your panels, 3/4" rib, flat and now 5V Crimp foot pieces are available, these foot pieces center the fastener in the high rib for an easy one step installation.

PANELMASTER™ Standard tool kit includes:

- Panelmaster tool – DeWalt® 18V drive unit – Battery charger and extra battery
- One extension piece – Extra drive bits – One foot piece of your choice
- One-year full replacement warranty - No charge jobsite training available



#9-15 WOODGRIP™ CONTROL SEAL BELTED

With control seal E.P.D.M. bell guard washer and VistaCoat long life anti corrosion coating on the entire screw. VistaCoat painted fasteners are available to match your panel colors. Metal to wood applications.



| Available Sizes | Qty/Box | Part# |
|--------------------------------|---------|-------------|
| #9 x 1" | 500 | DMI2P0161CC |
| #9 x 1-1/2" | 500 | DMI2P0261CC |
| #9 x 2" | 500 | DMI2P0381CC |
| #9 x 2-1/2" | 500 | DMI2P0461CC |
| #9 x 3" | 500 | DMI2P0485CC |
| 25 PIECES/BELT, 500 PIECES/BOX | | |

#10 HILO WOODGRIP™ TP-17 BELTED

With bonded E.P.D.M. washer and TP-17 slotted cut point to help reduce penetration shavings. The Woodgrip HL has a 1 mil mechanical galv coating and VistaCoat long life anti corrosion coating on the entire screw. Metal to wood apps.



| Available Sizes | Qty/Box | Part# |
|--------------------------------|---------|-------------|
| #10 x 1" | 500 | DMI2P1008CD |
| #10 x 1-1/2" | 500 | DMI2P1012CD |
| #10 x 2" | 500 | DMI2P1016CD |
| #10 x 2-1/2" | 500 | DMI2P1024CD |
| #10 x 3" | 500 | DMI2P1024CD |
| 25 PIECES/BELT, 500 PIECES/BOX | | |

#10-16 WOODZAC™ BELTED

With a long life capped alloy head warranted not to red rust for a period of 20 years. Metal to wood applications, HiLo Thread, TP-17 cut point. 5/16" Drive with ZAC™ bell shaped head that encapsulates washer.



| Available Sizes | Qty/Box | Part# |
|--------------------------------|---------|-------------|
| #10 x 1" | 500 | DMI2P1066DN |
| #10 x 1-1/2" | 500 | DMI2P1071DN |
| #10 x 2" | 500 | DMI2P1076DN |
| #10 x 2-1/2" | 500 | DMI2P1081DN |
| #10 x 3" | 500 | DMI2P1086DN |
| 25 PIECES/BELT, 500 PIECES/BOX | | |

#9-15 WOODMAC™ SSC BELTED

With 304 Series Stainless Steel capped head and warranty against red rust on head of screw. Metal to wood applications, 1/4" HWH Drive with E.P.D.M. seal washer.



| Available Sizes | Qty/Box | Part# |
|--------------------------------|---------|-------------|
| #9 x 1" | 500 | DMI2P0188CA |
| #9 x 1-1/2" | 500 | DMI2P0268CA |
| #9 x 2" | 500 | DMI2P0388CA |
| #9 x 2-1/2" | 500 | DMI2P0488CA |
| 25 PIECES/BELT, 500 PIECES/BOX | | |

#9 LOW PROFILE 304 STAINLESS STEEL BELTED

Bi-Metal full 304 series stainless steel fastener with a low profile head with bonded washer and carbon steel fused tip for easy installation. **40 year limited corrosion warranty, that covers labor and materials.** Compatible with ACQ



| Available Sizes | Qty/Box | Part# |
|-----------------|---------|--------------|
| #9 x 1" | 500 | DMI2P1119934 |
| #9 x 1-1/2" | 500 | DMI2P1124180 |
| #9 x 2" | 500 | DMI2P1119937 |
| #9 x 3" | 500 | DMI2P1119938 |

lumber. Together with the Panelmaster this fasteners offers our absolute best: corrosion resistance, installed appearance, and ease of installation, the true professionals choice in metal roofing and sidewall fasteners.



DIRECT METALS, INC. offers the VistaCoat Premium paint system on most of our metal roofing and metal building fasteners.

VistaCoat fasteners are available with a full coat paint system. VistaCoat was developed to provide corrosion resistance on the whole fastener including the washer. VistaCoat dramatically reduces the amount of paint taken off the head of the screw during installation providing a professional appearance after installation. Vista coat has built in UV resistance to combat paint fading and provides paint fade performance consistent with the top panel finishes in the industry. Vista coat is available with no up charge on Woodgrip, Woodgrip XG, Woodzac, and Woodmac fasteners in our new standard colors.

The performance of the VistaCoat paint system has been tested against our best competitors products. This 1000 hour salt spray testing was performed by an independent test lab. The testing showed a considerable performance advantage of our VistaCoat finish vs. the competitors mechanical galvanized and claimed 1000 hour coatings.

Direct Metals, Inc. also offers the P3 powder coated head paint system on many of the Trugrip metal to wood fasteners and TEKS self drilling metal to metal fasteners. This P3 powder coated head offers the protection of a 35 year limited warranty. Most P3 powder coated head fasteners also have a Climaseal 1000 hour tested shank coating.



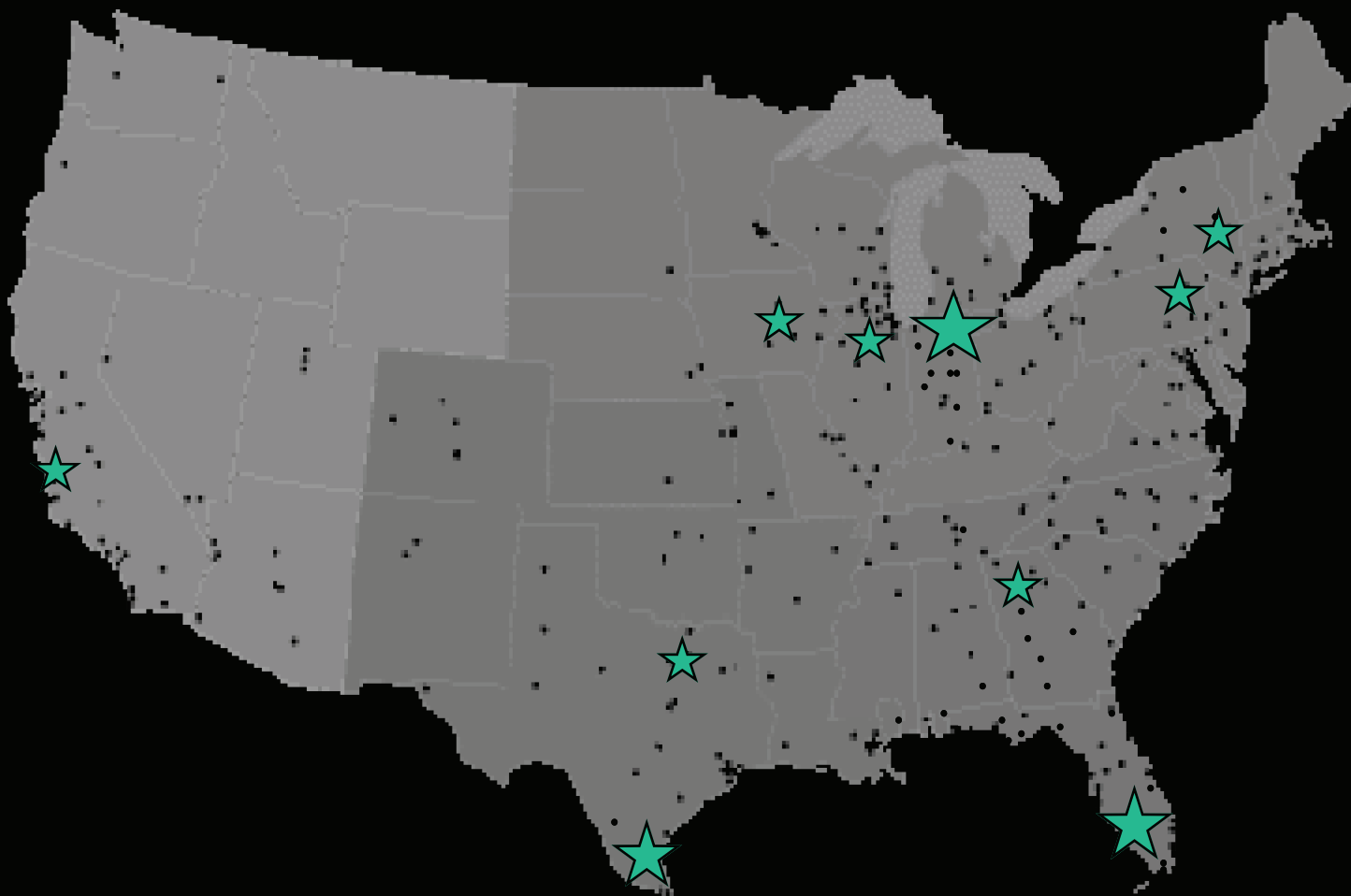
The color chart to the right is representative of our standard color offerings. Colors may vary from actual product due to color variations in the catalog printing process. Actual colored product samples are available on request.





Distributor order entry or product inquiries:
Toll Free Phone: 855-800-8878
Toll Free Fax: 855-800-8877
Website: www.directmetalsinc.com


We are proud to have over 1000 distributors across the United States of America. These distributors are serviced through our warehousing locations strategically placed to offer fast service and low shipping cost on our quality products.



Corporate address / Southeast Main Service Center:
Direct Metals, Inc.
17600 East Street
N. Ft Myers, FL 33917
Phone: 239-599-8527
Fax: 239-599-8545
Manager Email: andrew@directmetalsinc.com

Midwest/Northeast Main Service Center:
Direct Metals of Indiana
1800 Jim Neu Drive, Suite 2
Plymouth, IN 46563
Phone: 574-935-3644
Fax: 574-935-3643
Manager Email: hal@directmetalsinc.com

Your Direct Metals, Inc. distributor is:



www.directmetalsinc.com